

OPEN -- Overall Stage Results
 2010-Bezirksmeisterschaft Oberbayern IPSC
 Printed März 14, 2010 at 20:49



Stage 1 --

	PTS	TIME	HIT FACTOR	STAGE POINTS	STAGE PERCENT	COMPETITOR # Name
1	40	8,63	4,6350	45,0000	100,00	36 Schoeberl, Andreas
2	40	9,21	4,3431	42,1661	93,70	1244 Lennert, Adam
3	39	9,16	4,2576	41,3364	91,86	23 Heimerdinger, Steffen
4	41	9,96	4,1165	39,9657	88,81	202 Maier, Gerhard
5	42	10,39	4,0423	39,2462	87,21	1255 De Ahna, Fritz
6	39	9,71	4,0165	38,9950	86,66	768 Rueemler, Janine
7	39	9,77	3,9918	38,7555	86,12	20 Barucha, Rudolf
8	40	10,35	3,8647	37,5217	83,38	38 Lallinger, Gabriele
9	43	11,59	3,7101	36,0204	80,05	192 Gottwald, Michael
10	38	10,79	3,5218	34,1921	75,98	22 Stuber, Marion
11	34	9,90	3,4343	33,3432	74,10	1207 Janik, Thomas
12	27	7,97	3,3877	32,8904	73,09	21 Angerer, Klaus
13	36	10,87	3,3119	32,1541	71,45	724 Wimmer, Richard
14	32	10,13	3,1589	30,6693	68,15	53 Widmann, Richard
15	41	13,33	3,0758	29,8619	66,36	193 Gottwald, Elisabeth
16	39	17,76	2,1959	21,3199	47,38	336 Yates, Mark
17	24	13,78	1,7417	16,9093	37,58	75 Rengart, Norbert


STANDARD -- Overall Stage Results
 2010-Bezirksmeisterschaft Oberbayern IPSC
 Printed März 14, 2010 at 20:49



Stage 1 --

	PTS	TIME	HIT FACTOR	STAGE POINTS	STAGE PERCENT	COMPETITOR # Name
1	38	8,65	4,3931	45,0000	100,00	106 Engelhardt, Kurt
2	36	8,44	4,2654	43,6923	97,09	83 Astroth, Marcus
3	39	9,37	4,1622	42,6354	94,75	715 Humplmaier, Franz
4	39	10,49	3,7178	38,0833	84,63	134 Kohz, Peter
5	41	11,44	3,5839	36,7116	81,58	182 Knoblauch, Manfred
6	37	10,66	3,4709	35,5541	79,01	547 Greissl, Andreas
7	42	12,12	3,4653	35,4970	78,88	29 Schiffmann, Erik
8	41	11,85	3,4599	35,4414	78,76	14 Rauch, Richard
9	41	11,96	3,4281	35,1154	78,03	481 Birkmayer, Tobias
10	42	12,29	3,4174	35,0060	77,79	128 Trautmann, Ralf
11	40	11,84	3,3784	34,6062	76,90	70 Heinrich, Joern Rolf
12	40	12,26	3,2626	33,4206	74,27	187 Mueller, Klaus
13	32	10,16	3,1496	32,2627	71,69	132 Kerscher, Christoph
14	39	12,46	3,1300	32,0621	71,25	2000 Berger, Thomas
15	37	11,87	3,1171	31,9298	70,96	97 Baumann, Marc
16	40	12,86	3,1104	31,8613	70,80	191 Schwarz, Andreas
17	41	13,20	3,1061	31,8167	70,70	2155 Fromberger, Claus
18	41	14,63	2,8025	28,7068	63,79	92 Miedl, Manfred
19	43	15,37	2,7977	28,6576	63,68	27 Kirner, Olga
20	37	13,52	2,7367	28,0330	62,30	390 Ruemmler, Marc
21	41	15,58	2,6316	26,9564	59,90	1613 Rusch, Quirin
22	31	11,86	2,6138	26,7745	59,50	148 Weeke, Marc
23	40	16,02	2,4969	25,5766	56,84	66 Peter, Franz
24	41	16,76	2,4463	25,0585	55,69	82 Guenther, Helmut
25	37	15,21	2,4326	24,9183	55,37	1999 Hallhuber, Ludwig
26	33	13,70	2,4088	24,6739	54,83	1677 Jost, Norbert
27	36	17,21	2,0918	21,4273	47,62	1418 Henghuber, Alexander
28	27	13,25	2,0377	20,8734	46,39	1419 Mertlbauer, Thomas
29	35	17,98	1,9466	19,9399	44,31	183 Knoblauch, Gisela
30	29	14,91	1,9450	19,9235	44,27	156 Schuster, Werner
31	21	11,03	1,9039	19,5024	43,34	142 Markopoulos, Georgios
32	22	12,10	1,8182	18,6244	41,39	695 Stadler, Josef
33	31	18,14	1,7089	17,5053	38,90	617 Kloo, Bernhard sen.
34	35	21,07	1,6611	17,0156	37,81	13 Vaupel, Cora
35	41	24,86	1,6492	16,8938	37,54	95 Bachmaier, Roland
36	12	11,84	1,0135	10,3818	23,07	2156 Lutz, Thomas
37	27	29,56	0,9134	9,3563	20,79	1411 Wolf, Anton
38	7	11,04	0,6341	6,4949	14,43	248 Prakesch, Oliver
39	7	13,12	0,5335	5,4652	12,14	1407 Stossberger, Reiner
40	7	14,37	0,4871	4,9898	11,09	1332 Eckert, Maik
41	1	11,84	0,0845	0,8652	1,92	519 Rieger, Hans
42	0	17,94	0,0000	0,0000	0,00	237 Blaschke, Rainer

PRODUCTION -- Overall Stage Results
 2010-Bezirksmeisterschaft Oberbayern IPSC
 Printed März 14, 2010 at 20:49



Stage 1 --

	PTS	TIME	HIT FACTOR	STAGE POINTS	STAGE PERCENT	COMPETITOR # Name
1	45	10,01	4,4955	45,0000	100,00	175 Blana, Michael
2	41	10,31	3,9767	39,8070	88,46	33 Von Graeve, Daniel
3	35	10,24	3,4180	34,2139	76,03	126 Kloo, Bernhard jun.
4	39	11,72	3,3276	33,3097	74,02	74 Steffl, Florian
5	33	9,95	3,3166	33,1990	73,78	55 Krause, Frank
6	37	11,41	3,2428	32,4601	72,13	1540 Uebelacker, Hubert
7	35	10,88	3,2169	32,2013	71,56	98 Ott, Michael
8	33	10,73	3,0755	30,7857	68,41	46 Hoiss, Michael
9	39	13,74	2,8384	28,4127	63,14	291 Woeller, Ulrich
10	33	11,76	2,8061	28,0893	62,42	257 Giesen, Detlef
11	39	13,91	2,8037	28,0654	62,37	63 Fremgen, Helmut
12	35	12,60	2,7778	27,8056	61,79	49 Dietrich, Armin
13	37	13,45	2,7509	27,5368	61,19	77 Mottner, Thomas
14	31	11,41	2,7169	27,1963	60,44	43 Wittmann, Klaus
15	37	13,66	2,7086	27,1135	60,25	35 Naubereit, Philipp
16	39	14,41	2,7065	27,0916	60,20	41 Aron, Michael
17	31	11,49	2,6980	27,0070	60,02	76 Tauschwitz, Christian
18	29	11,56	2,5087	25,1116	55,80	1567 Strache, Robert
19	37	14,84	2,4933	24,9575	55,46	242 Waltereit, Elmar
20	37	14,90	2,4832	24,8570	55,24	186 Barsa, Andreas
21	41	16,63	2,4654	24,6789	54,84	125 Bohn, Thomas
22	33	13,51	2,4426	24,4508	54,34	72 Hendel, Erwin
23	33	13,64	2,4194	24,2177	53,82	31 Schuster, Markus
24	35	14,95	2,3411	23,4348	52,08	40 Goetzfried, Andre
25	35	15,40	2,2727	22,7500	50,56	64 Ganghofer, Peter
26	31	14,56	2,1291	21,3125	47,36	1431 Schnurer, Peter
27	33	15,52	2,1263	21,2842	47,30	1490 Renger, Wolfgang
28	33	15,72	2,0992	21,0134	46,70	1813 Wilhelm, Sebastian
29	35	17,60	1,9886	19,9063	44,24	167 Schreiner, Michael
30	26	13,10	1,9847	19,8672	44,15	89 Daller, Mario
31	18	9,50	1,8947	18,9663	42,15	62 Husterer, Markus
32	24	13,76	1,7442	17,4593	38,80	25 Baumann, Maximilian
33	7	10,31	0,6790	6,7963	15,10	785 Schampera, Franz
34	12	21,93	0,5472	5,4774	12,17	69 Klink, Carl Michael



Stage 1 --

	PTS	TIME	HIT FACTOR	STAGE POINTS	STAGE PERCENT	COMPETITOR # Name
1	41	10,08	4,0675	45,0000	100,00	164 Koeppendoerfer, Peter
2	40	11,52	3,4722	38,4146	85,37	24 Stuber, Ruediger
3	33	9,66	3,4161	37,7943	83,99	93 Reuter, Norbert
4	31	10,60	2,9245	32,3553	71,90	146 Lang, Stefan
5	34	13,76	2,4709	27,3369	60,75	1968 Dworski, Reiner
6	25	10,43	2,3969	26,5182	58,93	606 Bogner, Helmut
7	41	18,80	2,1809	24,1277	53,62	1699 Humberg, Markus
8	36	19,06	1,8888	20,8963	46,44	147 Lang, Margot
9	18	11,19	1,6086	17,7964	39,55	68 Freyer, Martin

REVOLVER (STANDARD) -- Overall Stage Results

2010-Bezirksmeisterschaft Oberbayern IPSC

Printed März 14, 2010 at 20:49



Stage 1 --

	PTS	TIME	HIT FACTOR	STAGE POINTS	STAGE PERCENT	COMPETITOR # Name
1	41	12,94	3,1685	45,0000	100,00	39 Knaus, Guenther
2	42	15,30	2,7451	38,9871	86,64	294 Scheifele, Norbert
3	44	16,73	2,6300	37,3525	83,01	85 Rahner, Gerrit
4	42	16,02	2,6217	37,2349	82,74	1678 Dr. Knopf, Heinz
5	40	15,49	2,5823	36,6751	81,50	244 Loipersberger, Robert
6	39	15,70	2,4841	35,2799	78,40	90 Biedermann, Wolfgang
7	42	21,30	1,9718	28,0048	62,23	84 Haase, Manfred
8	33	20,20	1,6337	23,2020	51,56	229 Kuehn, Juergen
9	0	28,87	0,0000	0,0000	0,00	523 Zwack, Josef

OPEN -- Overall Stage Results
2010-Bezirksmeisterschaft Oberbayern IPSC
Printed März 14, 2010 at 20:49



Stage 2 --

	PTS	TIME	HIT FACTOR	STAGE POINTS	STAGE PERCENT	COMPETITOR # Name
1	92	10,29	8,9407	100,0000	100,00	1207 Janik, Thomas
2	90	10,49	8,5796	95,9610	95,96	724 Wimmer, Richard
3	91	11,16	8,1541	91,2021	91,20	36 Schoeberl, Andreas
4	88	11,04	7,9710	89,1541	89,15	75 Rengart, Norbert
5	92	11,65	7,8970	88,3262	88,33	21 Angerer, Klaus
6	86	11,21	7,6717	85,8065	85,81	22 Stuber, Marion
7	89	11,76	7,5680	84,6467	84,65	1244 Lennert, Adam
8	93	12,94	7,1870	80,3852	80,39	1255 De Ahna, Fritz
9	92	12,98	7,0878	79,2758	79,28	202 Maier, Gerhard
10	73	10,45	6,9856	78,1329	78,13	23 Heimerdinger, Steffen
11	86	12,78	6,7293	75,2654	75,27	53 Widmann, Richard
12	90	14,07	6,3966	71,5444	71,54	192 Gottwald, Michael
13	96	16,09	5,9664	66,7333	66,73	20 Barucha, Rudolf
14	95	16,49	5,7611	64,4363	64,44	193 Gottwald, Elisabeth
15	79	14,00	5,6429	63,1141	63,11	768 Ruemmler, Janine
16	72	13,91	5,1761	57,8939	57,89	38 Lallinger, Gabriele
17	91	25,96	3,5054	39,2071	39,21	336 Yates, Mark


STANDARD -- Overall Stage Results
 2010-Bezirksmeisterschaft Oberbayern IPSC
 Printed März 14, 2010 at 20:49



Stage 2 --

	PTS	TIME	HIT FACTOR	STAGE POINTS	STAGE PERCENT	COMPETITOR # Name
1	99	10,80	9,1667	100,0000	100,00	132 Kerscher, Christoph
2	82	10,55	7,7725	84,7910	84,79	715 Humplmaier, Franz
3	90	11,69	7,6989	83,9879	83,99	390 Ruemmler, Marc
4	86	11,21	7,6717	83,6915	83,69	142 Markopoulos, Georgios
5	88	11,86	7,4199	80,9444	80,94	148 Weeke, Marc
6	90	12,31	7,3111	79,7578	79,76	182 Knoblauch, Manfred
7	97	13,52	7,1746	78,2679	78,27	29 Schiffmann, Erik
8	85	12,03	7,0657	77,0800	77,08	106 Engelhardt, Kurt
9	98	14,62	6,7031	73,1252	73,13	547 Greissl, Andreas
10	99	14,83	6,6757	72,8253	72,83	191 Schwarz, Andreas
11	97	15,01	6,4624	70,4985	70,50	97 Baumann, Marc
12	90	13,95	6,4516	70,3812	70,38	248 Prakesch, Oliver
13	92	14,60	6,3014	68,7422	68,74	83 Astroth, Marcus
14	94	15,00	6,2667	68,3636	68,36	82 Guenther, Helmut
15	96	15,49	6,1975	67,6096	67,61	70 Heinrich, Joern Rolf
16	77	12,45	6,1847	67,4699	67,47	14 Rauch, Richard
17	86	13,97	6,1560	67,1569	67,16	66 Peter, Franz
18	89	14,49	6,1422	67,0055	67,01	128 Trautmann, Ralf
19	92	15,14	6,0766	66,2904	66,29	92 Miedl, Manfred
20	86	14,29	6,0182	65,6530	65,65	1677 Jost, Norbert
21	96	15,97	6,0113	65,5775	65,58	134 Kohz, Peter
22	95	17,28	5,4977	59,9747	59,97	1418 Henghuber, Alexander
23	88	16,08	5,4726	59,7015	59,70	27 Kirner, Olga
24	88	16,35	5,3823	58,7156	58,72	1411 Wolf, Anton
25	98	18,92	5,1797	56,5059	56,51	2000 Berger, Thomas
26	93	18,03	5,1581	56,2699	56,27	187 Mueller, Klaus
27	80	15,56	5,1414	56,0879	56,09	519 Rieger, Hans
28	88	17,17	5,1252	55,9115	55,91	1999 Hallhuber, Ludwig
29	74	14,58	5,0754	55,3685	55,37	95 Bachmaier, Roland
30	90	17,96	5,0111	54,6669	54,67	617 Kloo, Bernhard sen.
31	94	18,81	4,9973	54,5165	54,52	156 Schuster, Werner
32	86	17,57	4,8947	53,3968	53,40	2156 Lutz, Thomas
33	76	16,17	4,7001	51,2734	51,27	1407 Stossberger, Reiner
34	79	16,98	4,6525	50,7549	50,75	2155 Fromberger, Claus
35	68	14,76	4,6070	50,2587	50,26	1419 Mertlbauer, Thomas
36	96	21,82	4,3996	47,9960	48,00	1332 Eckert, Maik
37	94	21,54	4,3640	47,6070	47,61	183 Knoblauch, Gisela
38	92	22,03	4,1761	45,5577	45,56	1613 Rusch, Quirin
39	96	23,66	4,0575	44,2634	44,26	13 Vaupel, Cora
40	96	31,30	3,0671	33,4592	33,46	695 Stadler, Josef
41	92	33,69	2,7308	29,7903	29,79	237 Blaschke, Rainer
42	72	33,13	2,1733	23,7083	23,71	481 Birkmayer, Tobias

PRODUCTION -- Overall Stage Results
 2010-Bezirksmeisterschaft Oberbayern IPSC
 Printed März 14, 2010 at 20:49



Stage 2 --

	PTS	TIME	HIT FACTOR	STAGE POINTS	STAGE PERCENT	COMPETITOR # Name
1	90	10,66	8,4428	100,0000	100,00	126 Kloo, Bernhard jun.
2	90	12,53	7,1828	85,0758	85,08	46 Hoiss, Michael
3	90	12,85	7,0039	82,9572	82,96	175 Blana, Michael
4	86	12,41	6,9299	82,0808	82,08	62 Husterer, Markus
5	84	12,66	6,6351	78,5887	78,59	74 Steffl, Florian
6	90	13,69	6,5741	77,8671	77,87	1567 Strache, Robert
7	90	13,89	6,4795	76,7459	76,75	41 Aron, Michael
8	96	14,85	6,4646	76,5701	76,57	1813 Wilhelm, Sebastian
9	80	12,44	6,4309	76,1701	76,17	33 Von Graeve, Daniel
10	80	12,58	6,3593	75,3224	75,32	76 Tauschwitz, Christian
11	88	14,20	6,1972	73,4022	73,40	49 Dietrich, Armin
12	94	15,47	6,0763	71,9701	71,97	291 Woeller, Ulrich
13	96	15,88	6,0453	71,6037	71,60	1490 Renger, Wolfgang
14	88	14,85	5,9259	70,1893	70,19	785 Schampera, Franz
15	88	15,27	5,7629	68,2588	68,26	98 Ott, Michael
16	94	16,33	5,7563	68,1799	68,18	43 Wittmann, Klaus
17	84	15,05	5,5814	66,1085	66,11	167 Schreiner, Michael
18	76	13,64	5,5718	65,9954	66,00	55 Krause, Frank
19	88	16,16	5,4455	64,4995	64,50	25 Baumann, Maximilian
20	92	17,45	5,2722	62,4464	62,45	1431 Schnurer, Peter
21	90	17,17	5,2417	62,0850	62,09	40 Goetzfried, Andre
22	90	17,42	5,1665	61,1940	61,19	242 Waltereit, Elmar
23	98	19,06	5,1417	60,9001	60,90	257 Giesen, Detlef
24	92	18,08	5,0885	60,2704	60,27	89 Daller, Mario
25	86	17,15	5,0146	59,3949	59,39	72 Hendel, Erwin
26	82	17,36	4,7235	55,9473	55,95	31 Schuster, Markus
27	71	15,77	4,5022	53,3263	53,33	35 Naubereit, Philipp
28	100	24,10	4,1494	49,1471	49,15	64 Ganghofer, Peter
29	82	20,49	4,0020	47,4009	47,40	186 Barsa, Andreas
30	82	20,84	3,9347	46,6048	46,60	63 Fremgen, Helmut
31	94	24,66	3,8118	45,1491	45,15	69 Klink, Carl Michael
32	55	14,76	3,7263	44,1358	44,14	77 Mottner, Thomas
33	100	27,51	3,6350	43,0550	43,06	1540 Uebelacker, Hubert
34	71	23,76	2,9882	35,3937	35,39	125 Bohn, Thomas

MODIFIED -- Overall Stage Results
2010-Bezirksmeisterschaft Oberbayern IPSC
Printed März 14, 2010 at 20:49



Stage 2 --

	PTS	TIME	HIT FACTOR	STAGE POINTS	STAGE PERCENT	COMPETITOR # Name
1	97	12,81	7,5722	100,0000	100,00	164 Koeppendoerfer, Peter
2	94	12,99	7,2363	95,5644	95,56	606 Bogner, Helmut
3	94	13,99	6,7191	88,7335	88,73	68 Freyer, Martin
4	94	15,31	6,1398	81,0830	81,08	24 Stuber, Ruediger
5	82	14,20	5,7746	76,2611	76,26	146 Lang, Stefan
6	81	16,89	4,7957	63,3334	63,33	1699 Humberg, Markus
7	96	20,31	4,7267	62,4221	62,42	147 Lang, Margot
8	49	10,67	4,5923	60,6470	60,65	93 Reuter, Norbert
9	92	21,02	4,3768	57,8006	57,80	1968 Dworski, Reiner

REVOLVER (STANDARD) -- Overall Stage Results

2010-Bezirksmeisterschaft Oberbayern IPSC

Printed März 14, 2010 at 20:49



Stage 2 --

	PTS	TIME	HIT FACTOR	STAGE POINTS	STAGE PERCENT	COMPETITOR # Name
1	95	17,45	5,4441	100,0000	100,00	39 Knaus, Guenther
2	94	18,07	5,2020	95,5524	95,55	294 Scheifele, Norbert
3	93	19,11	4,8666	89,3911	89,39	244 Loipersberger, Robert
4	100	25,07	3,9888	73,2685	73,27	1678 Dr. Knopf, Heinz
5	93	25,50	3,6471	66,9907	66,99	85 Rahner, Gerrit
6	97	27,93	3,4730	63,7929	63,79	84 Haase, Manfred
7	86	26,50	3,2453	59,6107	59,61	229 Kuehn, Juergen
8	75	27,60	2,7174	49,9142	49,91	90 Biedermann, Wolfgang
9	0	38,21	0,0000	0,0000	0,00	523 Zwack, Josef

OPEN -- Overall Stage Results
2010-Bezirksmeisterschaft Oberbayern IPSC
Printed März 14, 2010 at 20:49



Stage 3 --

	PTS	TIME	HIT FACTOR	STAGE POINTS	STAGE PERCENT	COMPETITOR # Name
1	28	4,06	6,8966	40,0000	100,00	1207 Janik, Thomas
2	36	5,97	6,0302	34,9749	87,44	21 Angerer, Klaus
3	32	6,19	5,1696	29,9838	74,96	1244 Lennert, Adam
4	30	6,18	4,8544	28,1553	70,39	20 Barucha, Rudolf
5	34	7,63	4,4561	25,8453	64,61	36 Schoeberl, Andreas
6	21	4,89	4,2945	24,9080	62,27	75 Rengart, Norbert
7	34	7,93	4,2875	24,8676	62,17	202 Maier, Gerhard
8	35	8,20	4,2683	24,7561	61,89	192 Gottwald, Michael
9	28	7,50	3,7333	21,6533	54,13	768 Ruemmler, Janine
10	16	5,11	3,1311	18,1605	45,40	53 Widmann, Richard
11	35	11,59	3,0198	17,5151	43,79	22 Stuber, Marion
12	28	10,42	2,6871	15,5854	38,96	193 Gottwald, Elisabeth
13	32	12,01	2,6644	15,4538	38,63	23 Heimerdinger, Steffen
14	27	10,39	2,5987	15,0722	37,68	1255 De Ahna, Fritz
15	31	12,35	2,5101	14,5587	36,40	724 Wimmer, Richard
16	35	19,45	1,7995	10,4370	26,09	336 Yates, Mark
17	2	6,39	0,3130	1,8153	4,54	38 Lallinger, Gabriele


STANDARD -- Overall Stage Results
 2010-Bezirksmeisterschaft Oberbayern IPSC
 Printed März 14, 2010 at 20:49



Stage 3 --

	PTS	TIME	HIT FACTOR	STAGE POINTS	STAGE PERCENT	COMPETITOR # Name
1	37	4,06	9,1133	40,0000	100,00	83 Astroth, Marcus
2	32	6,16	5,1948	22,8010	57,00	106 Engelhardt, Kurt
3	34	8,16	4,1667	18,2883	45,72	390 Ruemmler, Marc
4	29	7,64	3,7958	16,6605	41,65	132 Kerscher, Christoph
5	32	8,47	3,7780	16,5825	41,46	547 Greissl, Andreas
6	30	8,27	3,6276	15,9221	39,81	715 Humplmaier, Franz
7	29	8,18	3,5452	15,5607	38,90	191 Schwarz, Andreas
8	29	8,36	3,4689	15,2257	38,06	82 Guenther, Helmut
9	28	8,41	3,3294	14,6132	36,53	14 Rauch, Richard
10	33	10,66	3,0957	13,5875	33,97	187 Mueller, Klaus
11	36	12,01	2,9975	13,1566	32,89	97 Baumann, Marc
12	34	12,46	2,7287	11,9769	29,94	29 Schiffmann, Erik
13	26	9,65	2,6943	11,8258	29,56	134 Kohz, Peter
14	36	13,87	2,5955	11,3923	28,48	27 Kirner, Olga
15	25	9,71	2,5747	11,3007	28,25	695 Stadler, Josef
16	35	14,49	2,4155	10,6019	26,50	92 Miedl, Manfred
17	22	9,40	2,3404	10,2726	25,68	2156 Lutz, Thomas
18	23	10,47	2,1968	9,6420	24,10	248 Prakesch, Oliver
19	26	12,49	2,0817	9,1368	22,84	2155 Fromberger, Claus
20	32	15,69	2,0395	8,9518	22,38	1999 Hallhuber, Ludwig
21	32	15,71	2,0369	8,9404	22,35	2000 Berger, Thomas
22	32	16,13	1,9839	8,7076	21,77	142 Markopoulos, Georgios
23	23	12,61	1,8239	8,0057	20,01	66 Peter, Franz
24	22	12,38	1,7771	7,7999	19,50	183 Knoblauch, Gisela
25	24	14,43	1,6632	7,3001	18,25	1677 Jost, Norbert
26	24	14,67	1,6360	7,1807	17,95	617 Kloo, Bernhard sen.
27	13	8,38	1,5513	6,8090	17,02	148 Weeke, Marc
28	20	14,78	1,3532	5,9394	14,85	1419 Mertlbauer, Thomas
29	22	23,32	0,9434	4,1407	10,35	1613 Rusch, Quirin
30	16	17,79	0,8994	3,9476	9,87	156 Schuster, Werner
31	13	16,62	0,7822	3,4332	8,58	95 Bachmaier, Roland
32	7	13,88	0,5043	2,2136	5,53	1418 Henghuber, Alexander
33	4	8,39	0,4768	2,0926	5,23	182 Knoblauch, Manfred
34	3	9,71	0,3090	1,3561	3,39	70 Heinrich, Joern Rolf
35	2	16,68	0,1199	0,5263	1,32	519 Rieger, Hans
36	1	12,25	0,0816	0,3583	0,90	481 Birkmayer, Tobias
37	0	14,58	0,0000	0,0000	0,00	237 Blaschke, Rainer
38	0	9,87	0,0000	0,0000	0,00	1332 Eckert, Maik
39	0	7,74	0,0000	0,0000	0,00	1407 Stossberger, Reiner
40	0	16,28	0,0000	0,0000	0,00	1411 Wolf, Anton
41	0	12,03	0,0000	0,0000	0,00	13 Vaupel, Cora
42	0	5,59	0,0000	0,0000	0,00	128 Trautmann, Ralf

PRODUCTION -- Overall Stage Results
 2010-Bezirksmeisterschaft Oberbayern IPSC
 Printed März 14, 2010 at 20:49



Stage 3 --

	PTS	TIME	HIT FACTOR	STAGE POINTS	STAGE PERCENT	COMPETITOR # Name
1	36	7,95	4,5283	40,0000	100,00	785 Schampera, Franz
2	30	8,47	3,5419	31,2869	78,22	98 Ott, Michael
3	28	8,32	3,3654	29,7276	74,32	33 Von Graeve, Daniel
4	32	9,79	3,2686	28,8730	72,18	49 Dietrich, Armin
5	19	6,32	3,0063	26,5559	66,39	46 Hoiss, Michael
6	28	10,08	2,7778	24,5370	61,34	291 Woeller, Ulrich
7	38	13,88	2,7378	24,1835	60,46	1540 Uebelacker, Hubert
8	28	10,29	2,7211	24,0363	60,09	72 Hendel, Erwin
9	26	9,95	2,6131	23,0821	57,71	62 Husterer, Markus
10	26	10,35	2,5121	22,1900	55,48	31 Schuster, Markus
11	24	10,03	2,3928	21,1366	52,84	126 Kloo, Bernhard jun.
12	28	11,80	2,3729	20,9605	52,40	76 Tauschwitz, Christian
13	28	12,07	2,3198	20,4916	51,23	35 Naubereit, Philipp
14	32	14,43	2,2176	19,5888	48,97	167 Schreiner, Michael
15	26	12,09	2,1505	18,9964	47,49	40 Goetzfried, Andre
16	26	12,62	2,0602	18,1986	45,50	1813 Wilhelm, Sebastian
17	28	14,25	1,9649	17,3567	43,39	55 Krause, Frank
18	32	17,07	1,8746	16,5593	41,40	186 Barsa, Andreas
19	22	12,14	1,8122	16,0077	40,02	69 Klink, Carl Michael
20	24	13,95	1,7204	15,1971	37,99	63 Fremgen, Helmut
21	28	16,77	1,6696	14,7486	36,87	41 Aron, Michael
22	26	16,12	1,6129	14,2473	35,62	77 Mottner, Thomas
23	22	14,26	1,5428	13,6279	34,07	43 Wittmann, Klaus
24	19	12,62	1,5055	13,2990	33,25	257 Giesen, Detlef
25	13	11,68	1,1130	9,8316	24,58	175 Blana, Michael
26	19	17,11	1,1105	9,8091	24,52	74 Steffl, Florian
27	15	14,32	1,0475	9,2528	23,13	64 Ganghofer, Peter
28	9	9,72	0,9259	8,1790	20,45	1490 Renger, Wolfgang
29	9	14,46	0,6224	5,4979	13,74	242 Waltereit, Elmar
30	8	13,77	0,5810	5,1319	12,83	1431 Schnurer, Peter
31	0	12,13	0,0000	0,0000	0,00	89 Daller, Mario
32	0	9,62	0,0000	0,0000	0,00	1567 Strache, Robert
33	0	12,79	0,0000	0,0000	0,00	25 Baumann, Maximilian
34	0	11,73	0,0000	0,0000	0,00	125 Bohn, Thomas



Stage 3 --

	PTS	TIME	HIT FACTOR	STAGE POINTS	STAGE PERCENT	COMPETITOR # Name
1	32	8,15	3,9264	40,0000	100,00	606 Bogner, Helmut
2	30	10,38	2,8902	29,4436	73,61	146 Lang, Stefan
3	23	8,59	2,6775	27,2774	68,19	164 Koependoerfer, Peter
4	23	9,77	2,3541	23,9829	59,96	24 Stuber, Ruediger
5	32	14,03	2,2808	23,2359	58,09	1699 Humberg, Markus
6	11	6,39	1,7214	17,5372	43,84	93 Reuter, Norbert
7	22	13,28	1,6566	16,8769	42,19	1968 Dworski, Reiner
8	19	11,88	1,5993	16,2931	40,73	68 Freyer, Martin
9	29	18,59	1,5600	15,8923	39,73	147 Lang, Margot

REVOLVER (STANDARD) -- Overall Stage Results

2010-Bezirksmeisterschaft Oberbayern IPSC

Printed März 14, 2010 at 20:49



Stage 3 --

	PTS	TIME	HIT FACTOR	STAGE POINTS	STAGE PERCENT	COMPETITOR # Name
1	35	12,49	2,8022	40,0000	100,00	85 Rahner, Gerrit
2	34	14,13	2,4062	34,3472	85,87	294 Scheifele, Norbert
3	35	15,50	2,2581	32,2323	80,58	1678 Dr. Knopf, Heinz
4	35	16,25	2,1538	30,7446	76,86	229 Kuehn, Juergen
5	39	20,52	1,9006	27,1295	67,82	244 Loipersberger, Robert
6	32	17,69	1,8089	25,8212	64,55	84 Haase, Manfred
7	13	12,37	1,0509	15,0013	37,50	39 Knaus, Guenther
8	16	16,01	0,9994	14,2654	35,66	90 Biedermann, Wolfgang
9	17	24,94	0,6816	9,7299	24,32	523 Zwack, Josef

OPEN -- Overall Stage Results
 2010-Bezirksmeisterschaft Oberbayern IPSC
 Printed März 14, 2010 at 20:49



Stage 4 --

	PTS	TIME	HIT FACTOR	STAGE POINTS	STAGE PERCENT	COMPETITOR # Name
1	115	18,47	6,2263	155,0000	100,00	21 Angerer, Klaus
2	133	23,03	5,7751	143,7667	92,75	23 Heimerdinger, Steffen
3	135	23,85	5,6604	140,9114	90,91	36 Schoeberl, Andreas
4	124	22,86	5,4243	135,0350	87,12	75 Rengart, Norbert
5	142	26,27	5,4054	134,5640	86,82	202 Maier, Gerhard
6	122	22,82	5,3462	133,0898	85,86	1244 Lennert, Adam
7	128	24,21	5,2871	131,6182	84,91	1207 Janik, Thomas
8	127	25,33	5,0138	124,8157	80,53	53 Widmann, Richard
9	112	25,22	4,4409	110,5538	71,33	38 Lallinger, Gabriele
10	126	28,53	4,4164	109,9435	70,93	192 Gottwald, Michael
11	135	30,82	4,3803	109,0440	70,35	1255 De Ahna, Fritz
12	105	25,79	4,0713	101,3535	65,39	22 Stuber, Marion
13	102	26,15	3,9006	97,1022	62,65	20 Barucha, Rudolf
14	128	38,53	3,3221	82,7012	53,36	193 Gottwald, Elisabeth
15	83	37,69	2,2022	54,8217	35,37	768 Ruemmler, Janine
16	58	51,46	1,1271	28,0581	18,10	336 Yates, Mark
17	0	0,00	0,0000	0,0000	0,00	724 Wimmer, Richard


STANDARD -- Overall Stage Results
 2010-Bezirksmeisterschaft Oberbayern IPSC
 Printed März 14, 2010 at 20:49



Stage 4 --

	PTS	TIME	HIT FACTOR	STAGE POINTS	STAGE PERCENT	COMPETITOR # Name
1	129	22,90	5,6332	155,0000	100,00	132 Kerscher, Christoph
2	129	24,40	5,2869	145,4713	93,85	128 Trautmann, Ralf
3	135	26,36	5,1214	140,9178	90,91	182 Knoblauch, Manfred
4	109	21,61	5,0440	138,7871	89,54	83 Astroth, Marcus
5	123	24,91	4,9378	135,8654	87,66	142 Markopoulos, Georgios
6	121	24,91	4,8575	133,6562	86,23	390 Rueemler, Marc
7	139	33,19	4,1880	115,2352	74,35	191 Schwarz, Andreas
8	104	26,04	3,9939	109,8930	70,90	14 Rauch, Richard
9	119	30,26	3,9326	108,2070	69,81	106 Engelhardt, Kurt
10	116	29,56	3,9242	107,9770	69,66	715 Humplmaier, Franz
11	108	27,59	3,9145	107,7084	69,49	547 Greissl, Andreas
12	139	35,85	3,8773	106,6849	68,83	97 Baumann, Marc
13	137	36,50	3,7534	103,2774	66,63	92 Miedl, Manfred
14	139	37,58	3,6988	101,7737	65,66	187 Mueller, Klaus
15	97	27,60	3,5145	96,7030	62,39	248 Prakesch, Oliver
16	109	31,61	3,4483	94,8810	61,21	82 Guenther, Helmut
17	127	37,04	3,4287	94,3431	60,87	1999 Hallhuber, Ludwig
18	111	32,82	3,3821	93,0598	60,04	29 Schiffmann, Erik
19	131	39,62	3,3064	90,9776	58,70	70 Heinrich, Joern Rolf
20	137	43,14	3,1757	87,3812	56,37	2000 Berger, Thomas
21	96	30,66	3,1311	86,1542	55,58	1419 Mertlbauer, Thomas
22	111	36,56	3,0361	83,5400	53,90	1677 Jost, Norbert
23	104	34,41	3,0224	83,1622	53,65	695 Stadler, Josef
24	121	40,08	3,0190	83,0683	53,59	183 Knoblauch, Gisela
25	110	36,63	3,0030	82,6291	53,31	134 Kohz, Peter
26	131	46,30	2,8294	77,8516	50,23	1418 Henghuber, Alexander
27	110	40,16	2,7390	75,3662	48,62	156 Schuster, Werner
28	118	43,63	2,7046	74,4174	48,01	66 Peter, Franz
29	78	29,77	2,6201	72,0930	46,51	148 Weeke, Marc
30	135	56,64	2,3835	65,5825	42,31	2155 Fromberger, Claus
31	133	59,25	2,2447	61,7648	39,85	1411 Wolf, Anton
32	83	39,35	2,1093	58,0378	37,44	1332 Eckert, Maik
33	115	54,95	2,0928	57,5848	37,15	617 Kloo, Bernhard sen.
34	95	45,84	2,0724	57,0238	36,79	1613 Rusch, Quirin
35	93	45,70	2,0350	55,9944	36,13	519 Rieger, Hans
36	109	54,71	1,9923	54,8198	35,37	27 Kirner, Olga
37	113	57,21	1,9752	54,3480	35,06	13 Vaupel, Cora
38	41	35,94	1,1408	31,3894	20,25	1407 Stossberger, Reiner
39	61	55,40	1,1011	30,2969	19,55	95 Bachmaier, Roland
40	48	46,00	1,0435	28,7118	18,52	2156 Lutz, Thomas
41	14	70,26	0,1993	5,4827	3,54	237 Blaschke, Rainer
42	0	27,05	0,0000	0,0000	0,00	481 Birkmayer, Tobias

PRODUCTION -- Overall Stage Results
 2010-Bezirksmeisterschaft Oberbayern IPSC
 Printed März 14, 2010 at 20:49



Stage 4 --

	PTS	TIME	HIT FACTOR	STAGE POINTS	STAGE PERCENT	COMPETITOR # Name
1	127	30,25	4,1983	155,0000	100,00	43 Wittmann, Klaus
2	109	27,46	3,9694	146,5478	94,55	126 Kloo, Bernhard jun.
3	121	30,72	3,9388	145,4178	93,82	49 Dietrich, Armin
4	121	33,21	3,6435	134,5147	86,78	1567 Strache, Robert
5	131	36,37	3,6019	132,9785	85,79	41 Aron, Michael
6	115	32,45	3,5439	130,8388	84,41	175 Blana, Michael
7	135	38,38	3,5175	129,8620	83,78	785 Schampera, Franz
8	99	28,22	3,5082	129,5184	83,56	62 Husterer, Markus
9	116	33,37	3,4762	128,3380	82,80	55 Krause, Frank
10	87	26,86	3,2390	119,5822	77,15	33 Von Graeve, Daniel
11	121	38,04	3,1809	117,4352	75,76	257 Giesen, Detlef
12	96	30,47	3,1506	116,3194	75,04	46 Hoiss, Michael
13	123	39,09	3,1466	116,1697	74,95	167 Schreiner, Michael
14	131	43,05	3,0430	112,3444	72,48	76 Tauschwitz, Christian
15	100	32,89	3,0404	112,2508	72,42	242 Waltereit, Elmar
16	137	45,75	2,9945	110,5561	71,33	35 Naubereit, Philipp
17	113	38,01	2,9729	109,7574	70,81	77 Mottner, Thomas
18	112	40,80	2,7451	101,3471	65,39	1813 Wilhelm, Sebastian
19	98	36,13	2,7124	100,1409	64,61	98 Ott, Michael
20	98	38,51	2,5448	93,9520	60,61	25 Baumann, Maximilian
21	92	36,41	2,5268	93,2869	60,19	72 Hendel, Erwin
22	92	36,78	2,5014	92,3484	59,58	31 Schuster, Markus
23	108	44,75	2,4134	89,1013	57,48	1431 Schnurer, Peter
24	82	34,22	2,3963	88,4682	57,08	74 Steffl, Florian
25	88	37,58	2,3417	86,4528	55,78	63 Fremgen, Helmut
26	109	47,15	2,3118	85,3489	55,06	40 Goetzfried, Andre
27	76	35,49	2,1414	79,0608	51,01	89 Daller, Mario
28	106	49,65	2,1349	78,8206	50,85	1540 Uebelacker, Hubert
29	117	57,95	2,0190	74,5394	48,09	1490 Renger, Wolfgang
30	69	43,66	1,5804	58,3470	37,64	64 Ganghofer, Peter
31	52	34,12	1,5240	56,2662	36,30	291 Woeller, Ulrich
32	67	50,40	1,3294	49,0792	31,66	186 Barsa, Andreas
33	48	43,36	1,1070	40,8701	26,37	125 Bohn, Thomas
34	0	40,81	0,0000	0,0000	0,00	69 Klink, Carl Michael



Stage 4 --

	PTS	TIME	HIT FACTOR	STAGE POINTS	STAGE PERCENT	COMPETITOR # Name
1	124	26,76	4,6338	155,0000	100,00	164 Koeppendoerfer, Peter
2	123	29,62	4,1526	138,9045	89,62	606 Bogner, Helmut
3	133	34,27	3,8809	129,8176	83,75	24 Stuber, Ruediger
4	121	31,38	3,8560	128,9818	83,21	68 Freyer, Martin
5	142	38,08	3,7290	124,7348	80,47	1968 Dworski, Reiner
6	84	24,17	3,4754	116,2515	75,00	93 Reuter, Norbert
7	137	41,78	3,2791	109,6852	70,76	147 Lang, Margot
8	149	49,25	3,0254	101,1990	65,29	1699 Humberg, Markus
9	101	36,70	2,7520	92,0559	59,39	146 Lang, Stefan

REVOLVER (STANDARD) -- Overall Stage Results

2010-Bezirksmeisterschaft Oberbayern IPSC

Printed März 14, 2010 at 20:49



Stage 4 --

	PTS	TIME	HIT FACTOR	STAGE POINTS	STAGE PERCENT	COMPETITOR # Name
1	129	33,20	3,8855	155,0000	100,00	39 Knaus, Guenther
2	133	47,62	2,7929	111,4147	71,88	85 Rahner, Gerrit
3	140	52,64	2,6596	106,0943	68,45	1678 Dr. Knopf, Heinz
4	133	57,96	2,2947	91,5384	59,06	244 Loipersberger, Robert
5	119	54,31	2,1911	87,4072	56,39	294 Scheifele, Norbert
6	110	52,28	2,1041	83,9339	54,15	90 Biedermann, Wolfgang
7	147	71,08	2,0681	82,4992	53,23	84 Haase, Manfred
8	106	55,39	1,9137	76,3404	49,25	229 Kuehn, Juergen
9	119	83,35	1,4277	56,9536	36,74	523 Zwack, Josef

OPEN -- Overall Stage Results
2010-Bezirksmeisterschaft Oberbayern IPSC
Printed März 14, 2010 at 20:49



Stage 5 --

	PTS	TIME	HIT FACTOR	STAGE POINTS	STAGE PERCENT	COMPETITOR # Name
1	77	13,81	5,5757	85,0000	100,00	1244 Lennert, Adam
2	79	15,15	5,2145	79,4944	93,52	1207 Janik, Thomas
3	78	15,14	5,1519	78,5400	92,40	23 Heimerdinger, Steffen
4	76	15,02	5,0599	77,1375	90,75	36 Schoeberl, Andreas
5	58	12,06	4,8093	73,3166	86,25	21 Angerer, Klaus
6	75	15,83	4,7378	72,2274	84,97	768 Rueemler, Janine
7	76	17,14	4,4341	67,5966	79,53	202 Maier, Gerhard
8	80	18,10	4,4199	67,3804	79,27	1255 De Ahna, Fritz
9	75	18,34	4,0894	62,3424	73,34	192 Gottwald, Michael
10	61	15,93	3,8293	58,3762	68,68	20 Barucha, Rudolf
11	59	15,50	3,8065	58,0286	68,27	38 Lallinger, Gabriele
12	64	16,90	3,7870	57,7318	67,92	22 Stuber, Marion
13	62	17,92	3,4598	52,7443	62,05	53 Widmann, Richard
14	79	23,90	3,3054	50,3908	59,28	193 Gottwald, Elisabeth
15	66	25,65	2,5731	39,2264	46,15	336 Yates, Mark
16	65	26,46	2,4565	37,4494	44,06	75 Rengart, Norbert
17	0	0,00	0,0000	0,0000	0,00	724 Wimmer, Richard


STANDARD -- Overall Stage Results
 2010-Bezirksmeisterschaft Oberbayern IPSC
 Printed März 14, 2010 at 20:49



Stage 5 --

	PTS	TIME	HIT FACTOR	STAGE POINTS	STAGE PERCENT	COMPETITOR # Name
1	77	14,83	5,1922	85,0000	100,00	128 Trautmann, Ralf
2	64	12,67	5,0513	82,6937	97,29	83 Astroth, Marcus
3	60	13,30	4,5113	73,8531	86,89	132 Kerscher, Christoph
4	69	15,91	4,3369	70,9984	83,53	14 Rauch, Richard
5	62	16,03	3,8677	63,3180	74,49	390 Ruemmler, Marc
6	67	18,60	3,6022	58,9700	69,38	29 Schiffmann, Erik
7	75	20,96	3,5782	58,5786	68,92	97 Baumann, Marc
8	63	17,84	3,5314	57,8116	68,01	481 Birkmayer, Tobias
9	79	22,78	3,4680	56,7731	66,79	2000 Berger, Thomas
10	62	17,99	3,4464	56,4196	66,38	248 Prakesch, Oliver
11	64	19,88	3,2193	52,7027	62,00	142 Markopoulos, Georgios
12	82	26,26	3,1226	51,1197	60,14	92 Miedl, Manfred
13	74	24,35	3,0390	49,7510	58,53	191 Schwarz, Andreas
14	71	25,24	2,8130	46,0509	54,18	182 Knoblauch, Manfred
15	61	21,74	2,8059	45,9346	54,04	70 Heinrich, Joern Rolf
16	54	19,57	2,7593	45,1723	53,14	715 Humplmaier, Franz
17	52	19,01	2,7354	44,7807	52,68	695 Stadler, Josef
18	58	21,24	2,7307	44,7036	52,59	148 Weeke, Marc
19	71	26,04	2,7266	44,6361	52,51	1677 Jost, Norbert
20	56	20,83	2,6884	44,0117	51,78	1419 Mertlbauer, Thomas
21	49	18,42	2,6602	43,5488	51,23	134 Kohz, Peter
22	71	26,93	2,6365	43,1610	50,78	1613 Rusch, Quirin
23	45	17,52	2,5685	42,0482	49,47	106 Engelhardt, Kurt
24	66	26,93	2,4508	40,1215	47,20	1332 Eckert, Maik
25	58	24,69	2,3491	38,4571	45,24	183 Knoblauch, Gisela
26	60	26,33	2,2788	37,3052	43,89	187 Mueller, Klaus
27	55	25,75	2,1359	34,9667	41,14	2155 Fromberger, Claus
28	61	28,88	2,1122	34,5782	40,68	82 Guenther, Helmut
29	43	22,41	1,9188	31,4120	36,96	66 Peter, Franz
30	39	20,91	1,8651	30,5337	35,92	1999 Hallhuber, Ludwig
31	54	30,68	1,7601	28,8143	33,90	13 Vaupel, Cora
32	32	18,31	1,7477	28,6109	33,66	547 Greissl, Andreas
33	56	32,18	1,7402	28,4886	33,52	1411 Wolf, Anton
34	37	21,61	1,7122	28,0296	32,98	27 Kirner, Olga
35	61	35,75	1,7063	27,9334	32,86	1418 Henghuber, Alexander
36	41	27,00	1,5185	24,8593	29,25	2156 Lutz, Thomas
37	43	28,36	1,5162	24,8217	29,20	1407 Stossberger, Reiner
38	71	52,81	1,3444	22,0096	25,89	95 Bachmaier, Roland
39	28	30,83	0,9082	14,8680	17,49	156 Schuster, Werner
40	26	33,95	0,7658	12,5373	14,75	617 Kloo, Bernhard sen.
41	24	39,56	0,6067	9,9317	11,68	237 Blaschke, Rainer
42	0	0,00	0,0000	0,0000	0,00	519 Rieger, Hans

PRODUCTION -- Overall Stage Results
 2010-Bezirksmeisterschaft Oberbayern IPSC
 Printed März 14, 2010 at 20:49



Stage 5 --

	PTS	TIME	HIT FACTOR	STAGE POINTS	STAGE PERCENT	COMPETITOR # Name
1	75	16,39	4,5760	85,0000	100,00	62 Husterer, Markus
2	67	15,10	4,4371	82,4203	96,97	126 Kloo, Bernhard jun.
3	77	18,19	4,2331	78,6311	92,51	35 Naubereit, Philipp
4	79	19,31	4,0911	75,9944	89,41	43 Wittmann, Klaus
5	63	15,69	4,0153	74,5855	87,75	46 Hoiss, Michael
6	81	20,18	4,0139	74,5591	87,72	1813 Wilhelm, Sebastian
7	69	17,70	3,8983	72,4123	85,19	55 Krause, Frank
8	77	20,10	3,8308	71,1592	83,72	49 Dietrich, Armin
9	62	16,86	3,6773	68,3079	80,36	1567 Strache, Robert
10	77	21,75	3,5402	65,7609	77,37	167 Schreiner, Michael
11	81	23,12	3,5035	65,0779	76,56	41 Aron, Michael
12	71	21,56	3,2931	61,1711	71,97	25 Baumann, Maximilian
13	65	19,84	3,2762	60,8567	71,60	242 Waltereit, Elmar
14	75	23,64	3,1726	58,9319	69,33	257 Giesen, Detlef
15	71	24,46	2,9027	53,9186	63,43	125 Bohn, Thomas
16	73	28,02	2,6053	48,3940	56,93	63 Fremgen, Helmut
17	54	21,39	2,5245	46,8943	55,17	77 Mottner, Thomas
18	49	19,91	2,4611	45,7153	53,78	33 Von Graeve, Daniel
19	56	22,92	2,4433	45,3848	53,39	72 Hendel, Erwin
20	62	25,45	2,4361	45,2523	53,24	76 Tauschwitz, Christian
21	47	20,68	2,2727	42,2167	49,67	175 Blana, Michael
22	65	29,25	2,2222	41,2785	48,56	186 Barsa, Andreas
23	56	26,30	2,1293	39,5520	46,53	1431 Schnurer, Peter
24	43	20,83	2,0643	38,3456	45,11	785 Schampera, Franz
25	51	25,56	1,9953	37,0635	43,60	89 Daller, Mario
26	54	27,21	1,9846	36,8639	43,37	64 Ganghofer, Peter
27	69	37,84	1,8235	33,8715	39,85	40 Goetzfried, Andre
28	45	31,03	1,4502	26,9381	31,69	69 Klink, Carl Michael
29	51	35,19	1,4493	26,9208	31,67	291 Woeller, Ulrich
30	33	24,67	1,3377	24,8474	29,23	74 Steffl, Florian
31	47	37,34	1,2587	23,3808	27,51	31 Schuster, Markus
32	18	26,00	0,6923	12,8598	15,13	1540 Uebelacker, Hubert
33	0	0,00	0,0000	0,0000	0,00	1490 Renger, Wolfgang
34	0	18,02	0,0000	0,0000	0,00	98 Ott, Michael



Stage 5 --

	PTS	TIME	HIT FACTOR	STAGE POINTS	STAGE PERCENT	COMPETITOR # Name
1	83	19,74	4,2047	85,0000	100,00	1699 Humberg, Markus
2	80	19,39	4,1258	83,4066	98,13	24 Stuber, Ruediger
3	75	19,23	3,9002	78,8442	92,76	606 Bogner, Helmut
4	67	17,61	3,8047	76,9137	90,49	146 Lang, Stefan
5	71	18,96	3,7447	75,7021	89,06	93 Reuter, Norbert
6	77	21,97	3,5048	70,8514	83,35	164 Koependoerfer, Peter
7	64	21,36	2,9963	60,5713	71,26	1968 Dworski, Reiner
8	74	26,28	2,8158	56,9239	66,97	147 Lang, Margot
9	47	26,24	1,7912	36,2095	42,60	68 Freyer, Martin

REVOLVER (STANDARD) -- Overall Stage Results

2010-Bezirksmeisterschaft Oberbayern IPSC


Printed März 14, 2010 at 20:49



Stage 5 --

	PTS	TIME	HIT FACTOR	STAGE POINTS	STAGE PERCENT	COMPETITOR # Name
1	64	20,35	3,1450	85,0000	100,00	294 Scheifele, Norbert
2	84	29,11	2,8856	77,9903	91,75	1678 Dr. Knopf, Heinz
3	71	27,59	2,5734	69,5521	81,83	39 Knaus, Guenther
4	67	27,62	2,4258	65,5623	77,13	90 Biedermann, Wolfgang
5	79	33,61	2,3505	63,5275	74,74	84 Haase, Manfred
6	51	21,80	2,3394	63,2291	74,39	85 Rahner, Gerrit
7	66	29,04	2,2727	61,4258	72,27	229 Kuehn, Juergen
8	53	31,94	1,6594	44,8481	52,76	244 Loipersberger, Robert
9	54	43,02	1,2552	33,9255	39,91	523 Zwack, Josef

OPEN -- Overall Stage Results
 2010-Bezirksmeisterschaft Oberbayern IPSC
 Printed März 14, 2010 at 20:49



Stage 6 --

	PTS	TIME	HIT FACTOR	STAGE POINTS	STAGE PERCENT	COMPETITOR # Name
1	111	15,29	7,2596	115,0000	100,00	21 Angerer, Klaus
2	109	16,89	6,4535	102,2302	88,90	36 Schoeberl, Andreas
3	105	18,20	5,7692	91,3903	79,47	53 Widmann, Richard
4	102	18,28	5,5799	88,3906	76,86	22 Stuber, Marion
5	101	20,18	5,0050	79,2834	68,94	768 Ruemmler, Janine
6	104	22,49	4,6243	73,2531	63,70	202 Maier, Gerhard
7	100	21,75	4,5977	72,8321	63,33	1255 De Ahna, Fritz
8	81	17,67	4,5840	72,6157	63,14	1207 Janik, Thomas
9	84	19,01	4,4187	69,9970	60,87	38 Lallinger, Gabriele
10	85	19,63	4,3301	68,5932	59,65	23 Heimerdinger, Steffen
11	103	25,23	4,0824	64,6699	56,23	75 Rengart, Norbert
12	78	20,23	3,8557	61,0775	53,11	20 Barucha, Rudolf
13	108	31,17	3,4649	54,8870	47,73	193 Gottwald, Elisabeth
14	107	32,29	3,3137	52,4926	45,65	1244 Lennert, Adam
15	78	46,98	1,6603	26,3005	22,87	336 Yates, Mark
16	0	0,00	0,0000	0,0000	0,00	724 Wimmer, Richard
17	0	18,75	0,0000	0,0000	0,00	192 Gottwald, Michael


STANDARD -- Overall Stage Results
 2010-Bezirksmeisterschaft Oberbayern IPSC
 Printed März 14, 2010 at 20:49



Stage 6 --

	PTS	TIME	HIT FACTOR	STAGE POINTS	STAGE PERCENT	COMPETITOR # Name
1	109	18,20	5,9890	115,0000	100,00	83 Astroth, Marcus
2	91	17,88	5,0895	97,7275	84,98	14 Rauch, Richard
3	97	19,10	5,0785	97,5172	84,80	142 Markopoulos, Georgios
4	101	19,93	5,0677	97,3099	84,62	128 Trautmann, Ralf
5	101	22,22	4,5455	87,2811	75,90	29 Schiffmann, Erik
6	111	26,83	4,1372	79,4411	69,08	182 Knoblauch, Manfred
7	107	27,68	3,8656	74,2268	64,54	248 Prakesch, Oliver
8	100	25,93	3,8565	74,0526	64,39	132 Kerscher, Christoph
9	92	24,93	3,6903	70,8612	61,62	106 Engelhardt, Kurt
10	97	26,30	3,6882	70,8205	61,58	547 Greissl, Andreas
11	113	31,06	3,6381	69,8586	60,75	97 Baumann, Marc
12	78	21,85	3,5698	68,5466	59,61	715 Humplmaier, Franz
13	99	27,92	3,5458	68,0867	59,21	390 Ruemmler, Marc
14	101	28,71	3,5179	67,5509	58,74	2000 Berger, Thomas
15	103	32,41	3,1780	61,0240	53,06	1677 Jost, Norbert
16	107	33,97	3,1498	60,4827	52,59	134 Kohz, Peter
17	105	34,78	3,0190	57,9699	50,41	191 Schwarz, Andreas
18	82	27,94	2,9349	56,3547	49,00	187 Mueller, Klaus
19	112	38,80	2,8866	55,4280	48,20	92 Miedl, Manfred
20	84	30,04	2,7963	53,6935	46,69	1999 Hallhuber, Ludwig
21	89	32,36	2,7503	52,8110	45,92	2155 Fromberger, Claus
22	89	33,36	2,6679	51,2279	44,55	695 Stadler, Josef
23	80	30,29	2,6411	50,7147	44,10	183 Knoblauch, Gisela
24	56	24,69	2,2681	43,5522	37,87	70 Heinrich, Joern Rolf
25	80	37,21	2,1500	41,2832	35,90	1613 Rusch, Quirin
26	64	31,50	2,0317	39,0133	33,92	82 Guenther, Helmut
27	53	28,07	1,8881	36,2557	31,53	1418 Henghuber, Alexander
28	82	43,74	1,8747	35,9980	31,30	95 Bachmaier, Roland
29	52	30,16	1,7241	33,1066	28,79	1407 Stossberger, Reiner
30	40	23,21	1,7234	33,0924	28,78	148 Weeke, Marc
31	59	34,66	1,7023	32,6863	28,42	1332 Eckert, Maik
32	48	28,49	1,6848	32,3513	28,13	481 Birkmayer, Tobias
33	70	43,99	1,5913	30,5553	26,57	27 Kirner, Olga
34	57	40,36	1,4123	27,1185	23,58	2156 Lutz, Thomas
35	67	52,07	1,2867	24,7076	21,48	66 Peter, Franz
36	68	53,90	1,2616	24,2250	21,07	13 Vaupel, Cora
37	55	57,71	0,9530	18,3001	15,91	617 Kloo, Bernhard sen.
38	44	55,92	0,7868	15,1087	13,14	1411 Wolf, Anton
39	16	20,92	0,7648	14,6859	12,77	1419 Mertlbauer, Thomas
40	10	49,70	0,2012	3,8635	3,36	156 Schuster, Werner
41	0	67,15	0,0000	0,0000	0,00	237 Blaschke, Rainer
42	0	0,00	0,0000	0,0000	0,00	519 Rieger, Hans


PRODUCTION -- Overall Stage Results
 2010-Bezirksmeisterschaft Oberbayern IPSC
 Printed März 14, 2010 at 20:49



Stage 6 --

	PTS	TIME	HIT FACTOR	STAGE POINTS	STAGE PERCENT	COMPETITOR # Name
1	93	21,94	4,2388	115,0000	100,00	175 Blana, Michael
2	113	28,07	4,0257	109,2163	94,97	167 Schreiner, Michael
3	107	26,77	3,9970	108,4394	94,30	49 Dietrich, Armin
4	101	25,65	3,9376	106,8281	92,89	126 Kloo, Bernhard jun.
5	109	29,76	3,6626	99,3677	86,41	35 Naubereit, Philipp
6	87	25,40	3,4252	92,9260	80,81	33 Von Graeve, Daniel
7	87	25,52	3,4091	92,4890	80,43	46 Hoiss, Michael
8	93	27,34	3,4016	92,2860	80,25	1567 Strache, Robert
9	99	29,72	3,3311	90,3728	78,59	98 Ott, Michael
10	88	28,15	3,1261	84,8117	73,75	785 Schampera, Franz
11	74	25,58	2,8929	78,4843	68,25	55 Krause, Frank
12	74	28,45	2,6011	70,5669	61,36	72 Hendel, Erwin
13	95	39,20	2,4235	65,7490	57,17	1431 Schnurer, Peter
14	55	23,08	2,3830	64,6515	56,22	62 Husterer, Markus
15	79	33,89	2,3311	63,2422	54,99	43 Wittmann, Klaus
16	76	32,78	2,3185	62,9008	54,70	41 Aron, Michael
17	77	33,65	2,2883	62,0808	53,98	25 Baumann, Maximilian
18	65	28,69	2,2656	61,4659	53,45	257 Giesen, Detlef
19	84	37,79	2,2228	60,3051	52,44	291 Woeller, Ulrich
20	92	41,85	2,1983	59,6409	51,86	1540 Uebelacker, Hubert
21	91	42,96	2,1182	57,4683	49,97	63 Fremgen, Helmut
22	67	32,04	2,0911	56,7327	49,33	31 Schuster, Markus
23	87	42,02	2,0704	56,1713	48,84	40 Goetzfried, Andre
24	60	32,44	1,8496	50,1790	43,63	64 Ganghofer, Peter
25	72	39,88	1,8054	48,9811	42,59	76 Tauschwitz, Christian
26	65	39,11	1,6620	45,0897	39,21	1813 Wilhelm, Sebastian
27	82	51,46	1,5935	43,2310	37,59	74 Steffl, Florian
28	73	48,39	1,5086	40,9278	35,59	69 Klink, Carl Michael
29	43	32,84	1,3094	35,5236	30,89	77 Mottner, Thomas
30	35	32,19	1,0873	29,4984	25,65	242 Waltereit, Elmar
31	23	40,92	0,5621	15,2491	13,26	89 Daller, Mario
32	18	39,37	0,4572	12,4039	10,79	125 Bohn, Thomas
33	21	60,39	0,3477	9,4342	8,20	186 Barsa, Andreas
34	0	0,00	0,0000	0,0000	0,00	1490 Renger, Wolfgang

MODIFIED -- Overall Stage Results
2010-Bezirksmeisterschaft Oberbayern IPSC
Printed März 14, 2010 at 20:49



Stage 6 --

	PTS	TIME	HIT FACTOR	STAGE POINTS	STAGE PERCENT	COMPETITOR # Name
1	109	21,23	5,1342	115,0000	100,00	93 Reuter, Norbert
2	108	24,76	4,3619	97,7000	84,96	164 Koependoerfer, Peter
3	99	27,31	3,6250	81,1960	70,61	146 Lang, Stefan
4	79	22,56	3,5018	78,4349	68,20	606 Bogner, Helmut
5	103	34,89	2,9521	66,1238	57,50	1699 Humberg, Markus
6	109	37,86	2,8790	64,4863	56,08	1968 Dworski, Reiner
7	76	29,72	2,5572	57,2778	49,81	24 Stuber, Ruediger
8	64	29,24	2,1888	49,0257	42,63	68 Freyer, Martin
9	75	36,01	2,0828	46,6508	40,57	147 Lang, Margot

REVOLVER (STANDARD) -- Overall Stage Results

2010-Bezirksmeisterschaft Oberbayern IPSC

Printed März 14, 2010 at 20:49



Stage 6 --

	PTS	TIME	HIT FACTOR	STAGE POINTS	STAGE PERCENT	COMPETITOR # Name
1	109	38,57	2,8260	115,0000	100,00	85 Rahner, Gerrit
2	82	31,02	2,6435	107,5705	93,54	39 Knaus, Guenther
3	105	40,31	2,6048	105,9980	92,17	90 Biedermann, Wolfgang
4	103	40,62	2,5357	103,1854	89,73	294 Scheifele, Norbert
5	110	47,51	2,3153	94,2169	81,93	1678 Dr. Knopf, Heinz
6	110	50,77	2,1666	88,1671	76,67	84 Haase, Manfred
7	89	54,71	1,6268	66,1979	57,56	244 Loipersberger, Robert
8	70	43,74	1,6004	65,1239	56,63	523 Zwack, Josef
9	65	54,71	1,1881	48,3468	42,04	229 Kuehn, Juergen


OPEN -- Overall Stage Results
2010-Bezirksmeisterschaft Oberbayern IPSC
Printed März 14, 2010 at 20:49



Stage 7 --

	PTS	TIME	HIT FACTOR	STAGE POINTS	STAGE PERCENT	COMPETITOR # Name
1	148	30,33	4,8797	160,0000	100,00	1207 Janik, Thomas
2	150	31,83	4,7125	154,5202	96,58	192 Gottwald, Michael
3	147	32,32	4,5483	149,1340	93,21	1244 Lennert, Adam
4	142	32,10	4,4237	145,0487	90,66	36 Schoeberl, Andreas
5	103	23,75	4,3368	142,2015	88,88	21 Angerer, Klaus
6	116	27,00	4,2963	140,8721	88,05	23 Heimerdinger, Steffen
7	143	34,03	4,2022	137,7859	86,12	1255 De Ahna, Fritz
8	145	34,77	4,1703	136,7395	85,46	22 Stuber, Marion
9	148	36,17	4,0918	134,1664	83,85	75 Rengart, Norbert
10	126	33,97	3,7092	121,6202	76,01	20 Barucha, Rudolf
11	133	36,82	3,6122	118,4400	74,03	38 Lallinger, Gabriele
12	116	33,81	3,4309	112,4977	70,31	202 Maier, Gerhard
13	119	36,34	3,2746	107,3724	67,11	53 Widmann, Richard
14	144	43,98	3,2742	107,3589	67,10	193 Gottwald, Elisabeth
15	109	38,63	2,8216	92,5193	57,82	768 Ruemmler, Janine
16	136	58,39	2,3292	76,3715	47,73	336 Yates, Mark
17	0	0,00	0,0000	0,0000	0,00	724 Wimmer, Richard


STANDARD -- Overall Stage Results
 2010-Bezirksmeisterschaft Oberbayern IPSC
 Printed März 14, 2010 at 20:49



Stage 7 --

	PTS	TIME	HIT FACTOR	STAGE POINTS	STAGE PERCENT	COMPETITOR # Name
1	143	30,47	4,6931	160,0000	100,00	83 Astroth, Marcus
2	132	29,99	4,4015	150,0562	93,79	132 Kerscher, Christoph
3	130	30,67	4,2387	144,5060	90,32	142 Markopoulos, Georgios
4	144	36,40	3,9560	134,8707	84,29	248 Prakesch, Oliver
5	127	32,51	3,9065	133,1813	83,24	182 Knoblauch, Manfred
6	131	35,87	3,6521	124,5077	77,82	390 Ruemmler, Marc
7	129	35,41	3,6430	124,1996	77,62	128 Trautmann, Ralf
8	121	37,12	3,2597	111,1306	69,46	106 Engelhardt, Kurt
9	152	46,77	3,2499	110,7982	69,25	97 Baumann, Marc
10	130	42,84	3,0345	103,4547	64,66	14 Rauch, Richard
11	127	43,53	2,9175	99,4653	62,17	2000 Berger, Thomas
12	145	50,30	2,8827	98,2780	61,42	92 Miedl, Manfred
13	131	46,28	2,8306	96,5016	60,31	29 Schiffmann, Erik
14	141	50,48	2,7932	95,2261	59,52	191 Schwarz, Andreas
15	142	51,60	2,7519	93,8199	58,64	66 Peter, Franz
16	116	42,96	2,7002	92,0556	57,53	1677 Jost, Norbert
17	124	47,09	2,6333	89,7738	56,11	695 Stadler, Josef
18	123	46,93	2,6209	89,3534	55,85	187 Mueller, Klaus
19	142	54,38	2,6113	89,0237	55,64	1418 Henghuber, Alexander
20	94	37,90	2,4802	84,5561	52,85	715 Humplmaier, Franz
21	104	42,66	2,4379	83,1130	51,95	134 Kohz, Peter
22	113	48,27	2,3410	79,8100	49,88	1999 Hallhuber, Ludwig
23	115	50,46	2,2790	77,6975	48,56	183 Knoblauch, Gisela
24	114	50,10	2,2754	77,5753	48,48	2155 Fromberger, Claus
25	120	53,44	2,2455	76,5546	47,85	2156 Lutz, Thomas
26	85	37,92	2,2416	76,4200	47,76	148 Weeke, Marc
27	98	44,56	2,1993	74,9786	46,86	547 Greissl, Andreas
28	105	47,83	2,1953	74,8420	46,78	82 Guenther, Helmut
29	92	41,96	2,1926	74,7496	46,72	1419 Mertlbauer, Thomas
30	109	50,94	2,1398	72,9498	45,59	1407 Stossberger, Reiner
31	119	56,53	2,1051	71,7669	44,85	1332 Eckert, Maik
32	101	48,32	2,0902	71,2608	44,54	70 Heinrich, Joern Rolf
33	117	62,40	1,8750	63,9231	39,95	1613 Rusch, Quirin
34	95	54,57	1,7409	59,3507	37,09	95 Bachmaier, Roland
35	93	54,31	1,7124	58,3794	36,49	481 Birkmayer, Tobias
36	116	68,91	1,6834	57,3895	35,87	13 Vaupel, Cora
37	99	63,61	1,5564	53,0599	33,16	617 Kloo, Bernhard sen.
38	109	71,22	1,5305	52,1772	32,61	1411 Wolf, Anton
39	88	62,56	1,4066	47,9559	29,97	27 Kirner, Olga
40	46	58,70	0,7836	26,7163	16,70	156 Schuster, Werner
41	0	0,00	0,0000	0,0000	0,00	519 Rieger, Hans
42	0	73,64	0,0000	0,0000	0,00	237 Blaschke, Rainer

PRODUCTION -- Overall Stage Results
 2010-Bezirksmeisterschaft Oberbayern IPSC
 Printed März 14, 2010 at 20:49



Stage 7 --

	PTS	TIME	HIT FACTOR	STAGE POINTS	STAGE PERCENT	COMPETITOR # Name
1	150	42,81	3,5039	160,0000	100,00	167 Schreiner, Michael
2	136	42,06	3,2335	147,6534	92,28	74 Steffl, Florian
3	140	43,55	3,2147	146,7959	91,75	41 Aron, Michael
4	144	46,04	3,1277	142,8240	89,26	98 Ott, Michael
5	140	45,21	3,0967	141,4059	88,38	55 Krause, Frank
6	108	35,01	3,0848	140,8658	88,04	46 Hoiss, Michael
7	136	44,18	3,0783	140,5682	87,86	35 Naubereit, Philipp
8	142	46,36	3,0630	139,8682	87,42	49 Dietrich, Armin
9	109	37,67	2,8935	132,1310	82,58	33 Von Graeve, Daniel
10	128	44,30	2,8894	131,9411	82,46	126 Kloo, Bernhard jun.
11	132	49,11	2,6878	122,7377	76,71	76 Tauschwitz, Christian
12	119	44,39	2,6808	122,4153	76,51	62 Husterer, Markus
13	130	49,33	2,6353	120,3389	75,21	63 Fremgen, Helmut
14	103	39,89	2,5821	117,9090	73,69	785 Schampera, Franz
15	125	49,17	2,5422	116,0870	72,55	72 Hendel, Erwin
16	134	53,91	2,4856	113,5035	70,94	257 Giesen, Detlef
17	91	37,03	2,4575	112,2178	70,14	175 Blana, Michael
18	107	47,22	2,2660	103,4741	64,67	291 Woeller, Ulrich
19	144	66,38	2,1693	99,0602	61,91	1813 Wilhelm, Sebastian
20	114	53,56	2,1285	97,1937	60,75	1567 Strache, Robert
21	104	52,69	1,9738	90,1320	56,33	77 Mottner, Thomas
22	96	48,69	1,9717	90,0338	56,27	43 Wittmann, Klaus
23	119	60,70	1,9605	89,5225	55,95	1431 Schnurer, Peter
24	116	61,49	1,8865	86,1445	53,84	64 Ganghofer, Peter
25	109	60,43	1,8037	82,3660	51,48	186 Barsa, Andreas
26	95	55,01	1,7270	78,8598	49,29	31 Schuster, Markus
27	83	53,63	1,5476	70,6715	44,17	242 Waltereit, Elmar
28	106	74,77	1,4177	64,7370	40,46	1540 Uebelacker, Hubert
29	61	43,81	1,3924	63,5815	39,74	89 Daller, Mario
30	64	49,34	1,2971	59,2318	37,02	25 Baumann, Maximilian
31	106	82,24	1,2889	58,8568	36,79	40 Goetzfried, Andre
32	64	56,87	1,1254	51,3891	32,12	69 Klink, Carl Michael
33	21	51,02	0,4116	18,7955	11,75	125 Bohn, Thomas
34	0	0,00	0,0000	0,0000	0,00	1490 Renger, Wolfgang



Stage 7 --

	PTS	TIME	HIT FACTOR	STAGE POINTS	STAGE PERCENT	COMPETITOR # Name
1	147	32,11	4,5780	160,0000	100,00	164 Koeppendoerfer, Peter
2	140	31,98	4,3777	153,0004	95,63	606 Bogner, Helmut
3	147	37,59	3,9106	136,6747	85,42	24 Stuber, Ruediger
4	98	31,15	3,1461	109,9540	68,72	93 Reuter, Norbert
5	141	46,96	3,0026	104,9383	65,59	68 Freyer, Martin
6	120	46,14	2,6008	90,8964	56,81	146 Lang, Stefan
7	129	57,16	2,2568	78,8752	49,30	1699 Humberg, Markus
8	120	55,92	2,1459	74,9993	46,87	1968 Dworski, Reiner
9	83	53,51	1,5511	54,2108	33,88	147 Lang, Margot

REVOLVER (STANDARD) -- Overall Stage Results

2010-Bezirksmeisterschaft Oberbayern IPSC

Printed März 14, 2010 at 20:49



Stage 7 --

	PTS	TIME	HIT FACTOR	STAGE POINTS	STAGE PERCENT	COMPETITOR # Name
1	134	35,44	3,7810	160,0000	100,00	39 Knaus, Guenther
2	151	50,59	2,9848	126,3052	78,94	85 Rahner, Gerrit
3	147	58,68	2,5051	106,0074	66,25	90 Biedermann, Wolfgang
4	117	51,21	2,2847	96,6807	60,43	294 Scheifele, Norbert
5	119	55,86	2,1303	90,1478	56,34	244 Loipersberger, Robert
6	136	69,01	1,9707	83,3942	52,12	1678 Dr. Knopf, Heinz
7	152	92,23	1,6481	69,7397	43,59	84 Haase, Manfred
8	99	75,67	1,3083	55,3631	34,60	229 Kuehn, Juergen
9	80	97,82	0,8178	34,6076	21,63	523 Zwack, Josef