

# OPEN -- Overall Stage Results

Ironhands Level 3 2011

Printed März 20, 2011 at 18:12



## Stage 1 --

	PTS	TIME	HIT FACTOR	STAGE POINTS	STAGE PERCENT	COMPETITOR # Name
1	37	4,85	7,6289	40,0000	100,00	116 Schraner, Remo
2	39	5,32	7,3308	38,4373	96,09	176 Loch, Marijan
3	36	4,96	7,2581	38,0558	95,14	148 Weber, Günther
4	36	5,08	7,0866	37,1568	92,89	80 Lindenmayer, Christian
5	38	5,66	6,7138	35,2020	88,00	28 Eidschink, Bernhard
6	34	5,11	6,6536	34,8865	87,22	39 Graf, Harry
7	38	5,86	6,4846	34,0006	85,00	65 Kneringer, Mario
8	35	5,47	6,3985	33,5491	83,87	27 Eichinger, Stephan
9	38	6,02	6,3123	33,0969	82,74	66 Kobler, Wolfgang
10	36	5,90	6,1017	31,9927	79,98	113 Schneider, Franz
11	36	5,92	6,0811	31,8846	79,71	192 Sustrova, Katerina
12	35	5,76	6,0764	31,8600	79,65	44 Heimerdinger, Steffen
13	34	5,68	5,9859	31,3856	78,46	25 Ebenhöf, Günter
14	39	6,58	5,9271	31,0770	77,69	153 Winkler, Oliver
15	36	6,10	5,9016	30,9437	77,36	140 Triebel, Kristian
16	34	5,78	5,8824	30,8426	77,11	104 Remek, Claudia
17	39	6,67	5,8471	30,6576	76,64	42 Haas, Peter
18	35	6,06	5,7756	30,2828	75,71	127 Steurer, Margit
19	37	6,42	5,7632	30,2181	75,55	23 Dufornee, Eddy
20	36	6,27	5,7416	30,1047	75,26	3 Angerer, Klaus
21	35	6,10	5,7377	30,0842	75,21	112 Schneider, Patrik
22	33	5,84	5,6507	29,6279	74,07	74 Lechner, Heinrich
23	35	6,20	5,6452	29,5990	74,00	11 Betschart, Bruno
24	35	6,22	5,6270	29,5038	73,76	111 Schmidt, Peter
25	35	6,35	5,5118	28,8998	72,25	40 Gross, Michael
26	35	6,71	5,2161	27,3493	68,37	162 Fischer, Wilfried
27	34	6,52	5,2147	27,3421	68,36	105 Rengart, Norbert
28	37	7,22	5,1247	26,8698	67,17	124 Stauber, Robert
29	34	6,92	4,9133	25,7616	64,40	77 Lennert, Adam
30	31	6,36	4,8742	25,5567	63,89	188 Schwanneke, Roland
31	40	8,22	4,8662	25,5146	63,79	38 Gottwald, Michael
32	33	6,80	4,8529	25,4451	63,61	75 Leitner, Günther
33	37	7,82	4,7315	24,8082	62,02	9 Barucha, Rudolf
34	32	6,79	4,7128	24,7104	61,78	76 Lemke, Klaus
35	36	7,70	4,6753	24,5139	61,28	10 Beiter, Karl
36	35	7,62	4,5932	24,0831	60,21	185 Sasabone, John
37	23	5,03	4,5726	23,9751	59,94	152 Wilda, Christian
38	32	7,02	4,5584	23,9008	59,75	156 Zanardi, Annamaria
39	37	8,19	4,5177	23,6874	59,22	34 Geerts, Hans
40	40	9,14	4,3764	22,9464	57,37	137 Toth-Pogats, Sandra
41	34	7,99	4,2553	22,3117	55,78	60 Kaipf, Robert
42	32	7,62	4,1995	22,0189	55,05	187 Schmutzer, Paul
43	35	8,39	4,1716	21,8729	54,68	175 Lambregts, Johan
44	24	6,06	3,9604	20,7653	51,91	136 Thurner, Helmut
45	35	9,06	3,8631	20,2554	50,64	24 Ebenhoeh, Julia
46	32	8,38	3,8186	20,0219	50,05	21 Graßer, Werner D

# OPEN -- Overall Stage Results

Ironhands Level 3 2011

Printed März 20, 2011 at 18:12



## Stage 1 --

	PTS	TIME	HIT FACTOR	STAGE POINTS	STAGE PERCENT	COMPETITOR # Name
47	32	8,72	3,6697	19,2413	48,10	7 Artmann, Jan
48	23	6,36	3,6164	18,9614	47,40	94 Pantzer, Bernd
49	33	10,63	3,1044	16,2772	40,69	110 Schmidt, Bernd
50	36	12,48	2,8846	15,1247	37,81	59 Kaiper, Willi
51	32	11,23	2,8495	14,9407	37,35	138 Trauvetter, Stefan
52	20	9,64	2,0747	10,8781	27,20	131 Striedl, Erich D
53	16	10,15	1,5764	8,2652	20,66	151 Widmann, Richard
54	7	6,79	1,0309	5,4054	13,51	68 kreuzer, Kurt
55	2	10,97	0,1823	0,9559	2,39	95 Papiernik, Wolfgang

# STANDARD -- Overall Stage Results

Ironhands Level 3 2011

Printed März 20, 2011 at 18:12



## Stage 1 --

	PTS	TIME	HIT FACTOR	STAGE POINTS	STAGE PERCENT	COMPETITOR # Name
1	38	4,75	8,0000	40,0000	100,00	18 Damm, Oliver
2	37	5,90	6,2712	31,3559	78,39	133 Sturm, Thomas
3	36	5,92	6,0811	30,4054	76,01	50 Hoermanseder, Klaus
4	36	6,02	5,9801	29,9003	74,75	71 Kuenzler, Oliver
5	36	6,63	5,4299	27,1493	67,87	193 Tutschke, Petra
6	34	6,38	5,3292	26,6458	66,61	51 Hörzinger, Gerhard
7	31	5,97	5,1926	25,9632	64,91	99 Post, Gottfried
8	32	6,28	5,0955	25,4777	63,69	43 Häubler, Uwe
9	37	7,50	4,9333	24,6667	61,67	100 Praschinger, Edgar
10	34	7,11	4,7820	23,9100	59,77	195 Wieder, Werner
11	36	7,86	4,5802	22,9008	57,25	89 Mühlbacher, Hubert
12	34	7,58	4,4855	22,4274	56,07	1 Aigner, Michael
13	36	8,11	4,4390	22,1948	55,49	141 VanDeBoogaard, Desmond
14	36	8,26	4,3584	21,7918	54,48	167 Holzapfel, Christian
15	38	8,98	4,2316	21,1581	52,90	73 Laiss, Dieter
16	24	5,69	4,2179	21,0896	52,72	86 Midgley, Gregory
17	36	8,74	4,1190	20,5950	51,49	130 Strasser, Elisabeth
18	33	8,34	3,9568	19,7842	49,46	201 Nikitin, Oleg
19	32	8,19	3,9072	19,5360	48,84	168 Kaiser, Thomas
20	31	8,02	3,8653	19,3267	48,32	166 Henghuber, Alexander
21	38	10,09	3,7661	18,8305	47,08	149 Weisinger, MarkS
22	28	7,67	3,6506	18,2529	45,63	41 Gruenaug, Gerd
23	32	8,87	3,6077	18,0383	45,10	36 Glas, Anton
24	27	7,58	3,5620	17,8100	44,53	63 Kieninger, Stephanie
25	35	10,10	3,4653	17,3267	43,32	106 Riedel, Ronald
26	34	9,88	3,4413	17,2065	43,02	207 Grünleitner, Siegfried
27	32	9,36	3,4188	17,0940	42,74	146 Wagner, Josef
28	27	8,00	3,3750	16,8750	42,19	90 Mulders, Rein
29	37	11,07	3,3424	16,7118	41,78	22 Dudaric, Nenad
30	34	10,56	3,2197	16,0985	40,25	56 Jessat, Alexander E
31	28	9,53	2,9381	14,6905	36,73	206 Rister, Markus
32	30	10,29	2,9155	14,5773	36,44	96 Peter, Franz
33	34	11,79	2,8838	14,4190	36,05	6 Artmann, Peter
34	38	13,81	2,7516	13,7581	34,40	62 Karl, Bernhard
35	19	7,20	2,6389	13,1944	32,99	58 Kahler, Peter
36	37	14,03	2,6372	13,1860	32,97	194 Wagner, Karin
37	15	6,46	2,3220	11,6099	29,02	123 Slim, Marcel
38	15	6,99	2,1459	10,7296	26,82	174 Kwiatkowski, Roland
39	15	7,23	2,0747	10,3734	25,93	16 Braun, Marc
40	19	9,39	2,0234	10,1171	25,29	78 Lennert, Dieter
41	19	9,49	2,0021	10,0105	25,03	150 Weiss, Ines
42	30	15,56	1,9280	9,6401	24,10	93 Odörfer, Manuela
43	30	15,71	1,9096	9,5481	23,87	203 Wenzel, Juergen
44	17	9,56	1,7782	8,8912	22,23	2 Aigner, Edeltraut
45	14	8,69	1,6110	8,0552	20,14	198 Zeller, Stefan
46	17	10,85	1,5668	7,8341	19,59	202 Blendinger, Michael

# STANDARD -- Overall Stage Results

Ironhands Level 3 2011

Printed März 20, 2011 at 18:12



## Stage 1 --

	PTS	TIME	HIT FACTOR	STAGE POINTS	STAGE PERCENT	COMPETITOR # Name
47	7	5,93	1,1804	5,9022	14,76	32 Friedrich, Guenther
48	13	12,89	1,0085	5,0427	12,61	196 Moll, Babette
49	9	11,45	0,7860	3,9301	9,83	67 Kraus, Petra
50	6	13,59	0,4415	2,2075	5,52	14 Bösl, Gerhard
51	0	8,15	0,0000	0,0000	0,00	172 Konings, Cor
52	0	8,15	0,0000	0,0000	0,00	144 VanRooijen, Johan
53	0	9,67	0,0000	0,0000	0,00	69 Kriechbaum, Martin

# PRODUCTION -- Overall Stage Results

Ironhands Level 3 2011

Printed März 20, 2011 at 18:12



## Stage 1 --

	PTS	TIME	HIT FACTOR	STAGE POINTS	STAGE PERCENT	COMPETITOR # Name
1	34	5,24	6,4885	40,0000	100,00	157 Zapletal, Miroslav
2	34	5,67	5,9965	36,9665	92,42	79 Lentz, Arne
3	36	6,35	5,6693	34,9495	87,37	170 Kendlbacher, Florian
4	36	6,55	5,4962	33,8824	84,71	145 von der Tann, Joachim
5	32	6,25	5,1200	31,5633	78,91	109 Schmidt, Tino
6	38	7,54	5,0398	31,0688	77,67	139 Trautvetter, Ingo
7	38	7,72	4,9223	30,3444	75,86	45 Heinemann, Sascha
8	40	8,19	4,8840	30,1085	75,27	117 Schreiner, Michael
9	38	7,98	4,7619	29,3557	73,39	181 Müller, Jörg
10	36	7,58	4,7493	29,2783	73,20	19 De Bot, Adrie
11	30	6,50	4,6154	28,4525	71,13	132 Stryc, Michael
12	32	7,11	4,5007	27,7455	69,36	52 Hubli, Pascal
13	30	6,70	4,4776	27,6032	69,01	81 Lohmann, Michael
14	34	7,67	4,4329	27,3272	68,32	199 Ziebart, Friedrich
15	30	6,93	4,3290	26,6870	66,72	102 Bosko, Rasovic
16	34	7,94	4,2821	26,3980	65,99	186 Schätzel, Hans
17	36	8,47	4,2503	26,2018	65,50	115 Schouwink, Peter
18	34	8,05	4,2236	26,0373	65,09	200 Blank, Andreas
19	30	7,18	4,1783	25,7578	64,39	135 Thiel, Frank
20	34	8,17	4,1616	25,6548	64,14	128 Stobbe, Markus
21	34	9,60	3,5417	21,8333	54,58	5 Aron, Michael
22	28	7,91	3,5398	21,8220	54,55	17 Chrastny, Martin
23	24	7,00	3,4286	21,1361	52,84	101 Prohaska, Hans-Jürgen
24	30	9,09	3,3003	20,3456	50,86	190 Shchekin, Oleg
25	28	8,66	3,2333	19,9321	49,83	125 Stern, Arno
26	38	11,85	3,2068	19,7687	49,42	20 Dietz, Stefan
27	34	10,75	3,1628	19,4977	48,74	169 Kaser, Petra
28	22	7,24	3,0387	18,7325	46,83	54 Husterer, Markus
29	30	10,09	2,9732	18,3292	45,82	47 Hilbig, Karl-Heinz
30	28	9,54	2,9350	18,0935	45,23	161 Ecke, Jakob
31	38	14,00	2,7143	16,7328	41,83	114 Schneier, Wolfram
32	36	13,33	2,7007	16,6489	41,62	88 Morasch, Marco
33	28	11,07	2,5294	15,5928	38,98	72 Kuhn, Holger
34	38	15,82	2,4020	14,8078	37,02	180 Moyen, Jennifer
35	21	8,79	2,3891	14,7280	36,82	160 Burkhalter, Christine
36	17	7,52	2,2606	13,9362	34,84	12 Biereigel, Thomas
37	20	8,89	2,2497	13,8689	34,67	158 Barsa, Andreas
38	24	10,98	2,1858	13,4748	33,69	33 Fuß, Uli
39	19	8,81	2,1566	13,2951	33,24	142 van Diepen, Cees
40	17	8,13	2,0910	12,8905	32,23	205 Treiber, Erik D
41	17	9,41	1,8066	11,1371	27,84	120 Seibold, Werner
42	11	7,40	1,4865	9,1638	22,91	49 Hoiss, Michael
43	19	13,23	1,4361	8,8533	22,13	189 Seibt, Thomas
44	13	12,15	1,0700	6,5960	16,49	35 Geist, Christian
45	6	9,10	0,6593	4,0646	10,16	31 Freitag, Andreas
46	5	8,31	0,6017	3,7092	9,27	182 Naubereit, Philipp

# PRODUCTION -- Overall Stage Results

Ironhands Level 3 2011

Printed März 20, 2011 at 18:12



Stage 1 --

	PTS	TIME	HIT FACTOR	STAGE POINTS	STAGE PERCENT	COMPETITOR # Name
47	4	8,05	0,4969	3,0632	7,66	48 Hoevels, Julian
48	2	7,60	0,2632	1,6223	4,06	57 Kahl, Michael
49	0	9,98	0,0000	0,0000	0,00	108 Schier, Hanno
50	0	15,43	0,0000	0,0000	0,00	122 Siml, Dieter
51	0	5,01	0,0000	0,0000	0,00	29 Ende, Wolfgang

# MODIFIED -- Overall Stage Results

Ironhands Level 3 2011

Printed März 20, 2011 at 18:12



## Stage 1 --

	PTS	TIME	HIT FACTOR	STAGE POINTS	STAGE PERCENT	COMPETITOR # Name
1	36	5,38	6,6914	40,0000	100,00	164 Helan, Vit
2	34	5,74	5,9233	35,4084	88,52	179 Meier, Dominic
3	36	6,28	5,7325	34,2675	85,67	191 Sustr, Milos
4	37	6,48	5,7099	34,1324	85,33	26 Ebert, Rene
5	32	5,80	5,5172	32,9808	82,45	165 Henes, Zdenek
6	33	6,00	5,5000	32,8778	82,19	70 Ksycki, Andre
7	35	6,60	5,3030	31,7003	79,25	183 Novak, Lubor
8	35	9,21	3,8002	22,7169	56,79	97 Piesnack, Reinhardt
9	28	9,78	2,8630	17,1143	42,79	92 Nüsslein, Gerd
10	32	14,01	2,2841	13,6537	34,13	197 Maier, Markus
11	2	11,62	0,1721	1,0289	2,57	134 Sulkiewicz, Georg

# REVOLVER (STANDARD) -- Overall Stage Results

Ironhands Level 3 2011

Printed März 20, 2011 at 18:12



## Stage 1 --

	PTS	TIME	HIT FACTOR	STAGE POINTS	STAGE PERCENT	COMPETITOR # Name
1	35	9,37	3,7353	40,0000	100,00	91 Nemecek, Zdenek
2	36	10,12	3,5573	38,0937	95,23	173 Kroiss, Robert
3	37	10,54	3,5104	37,5918	93,98	107 Safranek, Lumir
4	36	10,31	3,4918	37,3917	93,48	171 Kolár, Milan
5	31	9,57	3,2393	34,6882	86,72	126 Stettinisch, Rainer
6	21	8,58	2,4476	26,2098	65,52	98 Holzwarth_, Jörg_
7	31	12,77	2,4276	25,9957	64,99	55 Itani, Marwan
8	18	12,54	1,4354	15,3712	38,43	30 Freimüller, Norbert
9	3	12,88	0,2329	2,4942	6,24	129 Stockbauer, Janos
10	1	7,93	0,1261	1,3504	3,38	121 Kahl_, Christian_

# OPEN -- Overall Stage Results

Ironhands Level 3 2011

Printed März 20, 2011 at 18:12



## Stage 2 --

	PTS	TIME	HIT FACTOR	STAGE POINTS	STAGE PERCENT	COMPETITOR # Name
1	79	9,57	8,2550	80,0000	100,00	112 Schneider, Patrik
2	79	10,15	7,7833	75,4286	94,29	116 Schraner, Remo
3	75	10,19	7,3602	71,3283	89,16	65 Kneringer, Mario
4	77	10,67	7,2165	69,9361	87,42	40 Gross, Michael
5	76	10,56	7,1970	69,7468	87,18	11 Betschart, Bruno
6	78	10,92	7,1429	69,2224	86,53	152 Wilda, Christian
7	76	10,79	7,0436	68,2601	85,33	42 Haas, Peter
8	68	9,68	7,0248	68,0782	85,10	28 Eidenschink, Bernhard
9	77	11,13	6,9182	67,0456	83,81	3 Angerer, Klaus
10	76	11,19	6,7918	65,8201	82,28	176 Loch, Marijan
11	70	10,31	6,7895	65,7982	82,25	80 Lindenmayer, Christian
12	75	11,23	6,6785	64,7227	80,90	23 Dufornee, Eddy
13	77	11,67	6,5981	63,9432	79,93	156 Zanardi, Annamaria
14	75	11,58	6,4767	62,7664	78,46	127 Steurer, Margit
15	68	10,55	6,4455	62,4642	78,08	44 Heimerdinger, Steffen
16	75	11,99	6,2552	60,6201	75,78	153 Winkler, Oliver
17	78	12,48	6,2500	60,5696	75,71	110 Schmidt, Bernd
18	75	12,03	6,2344	60,4186	75,52	188 Schwanneke, Roland
19	69	11,07	6,2331	60,4055	75,51	66 Kobler, Wolfgang
20	65	10,45	6,2201	60,2798	75,35	94 Pantzer, Bernd
21	75	12,33	6,0827	58,9485	73,69	162 Fischer, Wilfried
22	63	10,50	6,0000	58,1468	72,68	148 Weber, Günther
23	71	11,86	5,9865	58,0161	72,52	74 Lechner, Heinrich
24	71	11,88	5,9764	57,9184	72,40	39 Graf, Harry
25	70	11,76	5,9524	57,6854	72,11	111 Schmidt, Peter
26	77	13,19	5,8378	56,5745	70,72	27 Eichinger, Stephan
27	71	12,35	5,7490	55,7142	69,64	68 kreuzer, Kurt
28	75	13,12	5,7165	55,3990	69,25	105 Rengart, Norbert
29	74	13,11	5,6445	54,7021	68,38	104 Remek, Claudia
30	80	14,18	5,6417	54,6750	68,34	175 Lambregts, Johan
31	77	13,74	5,6041	54,3099	67,89	38 Gottwald, Michael
32	56	10,15	5,5172	53,4684	66,84	136 Thurner, Helmut
33	78	14,47	5,3905	52,2397	65,30	9 Barucha, Rudolf
34	77	14,32	5,3771	52,1102	65,14	185 Sasabone, John
35	70	13,07	5,3558	51,9036	64,88	76 Lemke, Klaus
36	62	11,77	5,2676	51,0493	63,81	140 Triebel, Kristian
37	71	13,61	5,2168	50,5563	63,20	75 Leitner, Günther
38	73	14,26	5,1192	49,6110	62,01	187 Schmutzer, Paul
39	68	13,50	5,0370	48,8146	61,02	113 Schneider, Franz
40	55	11,21	4,9063	47,5480	59,43	124 Stauber, Robert
41	73	15,30	4,7712	46,2388	57,80	192 Sustrova, Katerina
42	73	15,42	4,7341	45,8789	57,35	10 Beiter, Karl
43	74	15,74	4,7014	45,5619	56,95	137 Toth-Pogats, Sandra
44	77	17,44	4,4151	42,7877	53,48	34 Geerts, Hans
45	73	16,67	4,3791	42,4387	53,05	77 Lennert, Adam
46	53	12,18	4,3514	42,1700	52,71	25 Ebenhöf, Günter

# OPEN -- Overall Stage Results

Ironhands Level 3 2011

Printed März 20, 2011 at 18:12



## Stage 2 --

	PTS	TIME	HIT FACTOR	STAGE POINTS	STAGE PERCENT	COMPETITOR # Name
47	58	13,44	4,3155	41,8219	52,28	151 Widmann, Richard
48	61	14,14	4,3140	41,8076	52,26	21 Graßer, Werner D
49	68	17,06	3,9859	38,6282	48,29	60 Kaipf, Robert
50	57	17,35	3,2853	31,8383	39,80	7 Artmann, Jan
51	74	24,11	3,0693	29,7447	37,18	59 Kaiper, Willi
52	44	14,91	2,9510	28,5989	35,75	138 Trauvelter, Stefan
53	56	21,44	2,6119	25,3127	31,64	131 Striedl, Erich D
54	41	16,55	2,4773	24,0083	30,01	24 Ebenhoeh, Julia
55	55	26,86	2,0477	19,8441	24,81	95 Papiernik, Wolfgang

# STANDARD -- Overall Stage Results

Ironhands Level 3 2011

Printed März 20, 2011 at 18:12



## Stage 2 --

	PTS	TIME	HIT FACTOR	STAGE POINTS	STAGE PERCENT	COMPETITOR # Name
1	75	9,28	8,0819	80,0000	100,00	18 Damm, Oliver
2	76	10,98	6,9217	68,5154	85,64	99 Post, Gottfried
3	74	11,03	6,7090	66,4099	83,01	86 Midgley, Gregory
4	75	12,68	5,9148	58,5489	73,19	133 Sturm, Thomas
5	79	13,57	5,8217	57,6267	72,03	100 Praschinger, Edgar
6	75	13,51	5,5514	54,9519	68,69	193 Tutschke, Petra
7	77	15,30	5,0327	49,8168	62,27	106 Riedel, Ronald
8	73	14,76	4,9458	48,9568	61,20	1 Aigner, Michael
9	76	15,40	4,9351	48,8506	61,06	172 Konings, Cor
10	51	10,57	4,8250	47,7608	59,70	71 Kuenzler, Oliver
11	70	14,64	4,7814	47,3297	59,16	144 VanRooijen, Johan
12	74	15,51	4,7711	47,2277	59,03	141 VanDeBoogaard, Desmond
13	75	15,84	4,7348	46,8687	58,59	130 Strasser, Elisabeth
14	77	16,34	4,7124	46,6461	58,31	201 Nikitin, Oleg
15	66	14,10	4,6809	46,3342	57,92	36 Glas, Anton
16	76	16,46	4,6173	45,7047	57,13	167 Holzapfel, Christian
17	64	14,04	4,5584	45,1221	56,40	51 Hörzinger, Gerhard
18	70	15,44	4,5337	44,8774	56,10	41 Gruenaug, Gerd
19	57	12,61	4,5202	44,7442	55,93	123 Slim, Marcel
20	76	17,64	4,3084	42,6473	53,31	166 Henghuber, Alexander
21	70	16,26	4,3050	42,6142	53,27	206 Rister, Markus
22	52	12,11	4,2940	42,5046	53,13	50 Hoermanseder, Klaus
23	56	13,24	4,2296	41,8675	52,33	58 Kahler, Peter
24	74	17,95	4,1226	40,8079	51,01	89 Mühlbacher, Hubert
25	57	14,57	3,9121	38,7250	48,41	32 Friedrich, Guenther
26	66	16,96	3,8915	38,5208	48,15	195 Wieder, Werner
27	61	15,83	3,8534	38,1439	47,68	198 Zeller, Stefan
28	74	19,37	3,8203	37,8163	47,27	78 Lennert, Dieter
29	62	16,63	3,7282	36,9042	46,13	2 Aigner, Edeltraut
30	53	14,24	3,7219	36,8419	46,05	16 Braun, Marc
31	60	16,33	3,6742	36,3699	45,46	90 Mulders, Rein
32	74	20,62	3,5887	35,5238	44,40	43 Häubler, Uwe
33	62	17,30	3,5838	35,4750	44,34	73 Laiss, Dieter
34	47	13,60	3,4559	34,2086	42,76	63 Kieninger, Stephanie
35	68	19,83	3,4291	33,9440	42,43	149 Weisinger, MarkS
36	59	17,71	3,3315	32,9769	41,22	207 Grünleitner, Siegfried
37	77	23,89	3,2231	31,9044	39,88	194 Wagner, Karin
38	69	22,81	3,0250	29,9434	37,43	62 Karl, Bernhard
39	53	17,60	3,0114	29,8085	37,26	174 Kwiatkowski, Roland
40	59	19,63	3,0056	29,7515	37,19	22 Dudaric, Nenad
41	72	25,22	2,8549	28,2595	35,32	56 Jessat, Alexander E
42	68	23,85	2,8512	28,2226	35,28	67 Kraus, Petra
43	72	25,82	2,7885	27,6028	34,50	6 Artmann, Peter
44	74	27,24	2,7166	26,8906	33,61	202 Blendinger, Michael
45	50	18,54	2,6969	26,6954	33,37	69 Kriechbaum, Martin
46	68	25,45	2,6719	26,4483	33,06	150 Weiss, Ines

# STANDARD -- Overall Stage Results

Ironhands Level 3 2011

Printed März 20, 2011 at 18:12



## Stage 2 --

	PTS	TIME	HIT FACTOR	STAGE POINTS	STAGE PERCENT	COMPETITOR # Name
47	70	27,51	2,5445	25,1874	31,48	203 Wenzel, Juergen
48	45	18,98	2,3709	23,4689	29,34	96 Peter, Franz
49	80	35,00	2,2857	22,6255	28,28	93 Odörfer, Manuela
50	48	24,50	1,9592	19,3933	24,24	196 Moll, Babette
51	43	22,41	1,9188	18,9934	23,74	146 Wagner, Josef
52	32	17,09	1,8724	18,5347	23,17	168 Kaiser, Thomas
53	17	27,60	0,6159	6,0970	7,62	14 Bösl, Gerhard

# PRODUCTION -- Overall Stage Results

Ironhands Level 3 2011

Printed März 20, 2011 at 18:12



## Stage 2 --

	PTS	TIME	HIT FACTOR	STAGE POINTS	STAGE PERCENT	COMPETITOR # Name
1	80	11,76	6,8027	80,0000	100,00	132 Stryc, Michael
2	74	10,88	6,8015	79,9853	99,98	157 Zapletal, Miroslav
3	80	13,06	6,1256	72,0368	90,05	109 Schmidt, Tino
4	74	12,18	6,0755	71,4483	89,31	200 Blank, Andreas
5	78	13,15	5,9316	69,7551	87,19	52 Hubli, Pascal
6	76	12,88	5,9006	69,3913	86,74	145 von der Tann, Joachim
7	74	12,57	5,8870	69,2315	86,54	57 Kahl, Michael
8	70	13,06	5,3599	63,0322	78,79	79 Lentz, Arne
9	76	14,19	5,3559	62,9852	78,73	19 De Bot, Adrie
10	74	13,83	5,3507	62,9241	78,66	102 Bosko, Rasovic
11	78	14,72	5,2989	62,3152	77,89	199 Ziebart, Friedrich
12	70	13,87	5,0469	59,3511	74,19	181 Müller, Jörg
13	76	15,16	5,0132	58,9551	73,69	115 Schouwink, Peter
14	76	15,53	4,8938	57,5505	71,94	81 Lohmann, Michael
15	72	14,91	4,8290	56,7887	70,99	139 Trautvetter, Ingo
16	68	14,62	4,6512	54,6977	68,37	170 Kendlbacher, Florian
17	72	15,66	4,5977	54,0690	67,59	117 Schreiner, Michael
18	72	15,81	4,5541	53,5560	66,94	54 Husterer, Markus
19	78	17,20	4,5349	53,3302	66,66	125 Stern, Arno
20	78	17,64	4,4218	52,0000	65,00	12 Biereigel, Thomas
21	68	15,57	4,3674	51,3603	64,20	128 Stobbe, Markus
22	66	15,33	4,3053	50,6301	63,29	17 Chrastny, Martin
23	70	16,36	4,2787	50,3178	62,90	120 Seibold, Werner
24	76	17,80	4,2697	50,2112	62,76	186 Schätzel, Hans
25	68	16,46	4,1312	48,5832	60,73	160 Burkhalter, Christine
26	68	16,48	4,1262	48,5243	60,66	49 Hoiss, Michael
27	65	15,91	4,0855	48,0453	60,06	45 Heinemann, Sascha
28	70	17,45	4,0115	47,1748	58,97	72 Kuhn, Holger
29	76	19,22	3,9542	46,5016	58,13	182 Naubereit, Philipp
30	74	19,10	3,8743	45,5623	56,95	190 Shchekin, Oleg
31	76	20,25	3,7531	44,1363	55,17	31 Freitag, Andreas
32	68	18,49	3,6777	43,2493	54,06	20 Dietz, Stefan
33	55	15,00	3,6667	43,1200	53,90	101 Prohaska, Hans-Jürgen
34	60	16,83	3,5651	41,9251	52,41	135 Thiel, Frank
35	62	18,54	3,3441	39,3269	49,16	108 Schier, Hanno
36	51	15,74	3,2402	38,1042	47,63	5 Aron, Michael
37	76	23,56	3,2258	37,9355	47,42	205 Treiber, Erik D
38	74	23,91	3,0949	36,3965	45,50	47 Hilbig, Karl-Heinz
39	62	21,01	2,9510	34,7035	43,38	142 van Diepen, Cees
40	72	25,28	2,8481	33,4937	41,87	189 Seibt, Thomas
41	48	17,03	2,8186	33,1462	41,43	48 Hoevens, Julian
42	49	17,60	2,7841	32,7409	40,93	161 Ecke, Jakob
43	64	26,07	2,4549	28,8700	36,09	122 Siml, Dieter
44	70	28,55	2,4518	28,8336	36,04	33 Fuß, Uli
45	55	24,88	2,2106	25,9968	32,50	180 Moyen, Jennifer
46	60	27,60	2,1739	25,5652	31,96	35 Geist, Christian

# PRODUCTION -- Overall Stage Results

Ironhands Level 3 2011

Printed März 20, 2011 at 18:12



## Stage 2 --

	PTS	TIME	HIT FACTOR	STAGE POINTS	STAGE PERCENT	COMPETITOR # Name
47	36	21,33	1,6878	19,8481	24,81	169 Kaser, Petra
48	40	25,46	1,5711	18,4760	23,10	88 Morasch, Marco
49	78	53,95	1,4458	17,0024	21,25	114 Schneier, Wolfram
50	6	21,79	0,2754	3,2382	4,05	158 Barsa, Andreas
51	0	0,00	0,0000	0,0000	0,00	29 Ende, Wolfgang

# MODIFIED -- Overall Stage Results

Ironhands Level 3 2011

Printed März 20, 2011 at 18:12



## Stage 2 --

	PTS	TIME	HIT FACTOR	STAGE POINTS	STAGE PERCENT	COMPETITOR # Name
1	77	10,53	7,3124	80,0000	100,00	179 Meier, Dominic
2	71	10,02	7,0858	77,5208	96,90	165 Henes, Zdenek
3	76	11,51	6,6030	72,2380	90,30	26 Ebert, Rene
4	74	12,14	6,0956	66,6869	83,36	164 Helan, Vit
5	74	12,36	5,9871	65,4999	81,87	191 Sustr, Milos
6	74	13,54	5,4653	59,7917	74,74	70 Ksycki, Andre
7	69	12,81	5,3864	58,9288	73,66	183 Novak, Lubor
8	72	19,18	3,7539	41,0688	51,34	97 Piesnack, Reinhardt
9	62	19,62	3,1600	34,5717	43,21	92 Nüsslein, Gerd
10	77	30,07	2,5607	28,0146	35,02	197 Maier, Markus
11	44	21,30	2,0657	22,5996	28,25	134 Sulkiewicz, Georg

# REVOLVER (STANDARD) -- Overall Stage Results

Ironhands Level 3 2011

Printed März 20, 2011 at 18:12



## Stage 2 --

	PTS	TIME	HIT FACTOR	STAGE POINTS	STAGE PERCENT	COMPETITOR # Name
1	74	15,09	4,9039	80,0000	100,00	91 Nemecek, Zdenek
2	78	16,24	4,8030	78,3531	97,94	55 Itani, Marwan
3	71	17,91	3,9643	64,6711	80,84	173 Kroiss, Robert
4	74	19,65	3,7659	61,4351	76,79	171 Kolár, Milan
5	62	17,72	3,4989	57,0789	71,35	121 Kahl_, Christian_
6	59	18,80	3,1383	51,1967	64,00	107 Safranek, Lumir
7	60	19,28	3,1120	50,7682	63,46	98 Holzwarth_, Jörg_
8	70	23,42	2,9889	48,7594	60,95	126 Stettmisch, Rainer
9	61	20,73	2,9426	48,0041	60,01	30 Freimüller, Norbert
10	60	23,22	2,5840	42,1538	52,69	129 Stockbauer, Janos

# OPEN -- Overall Stage Results

Ironhands Level 3 2011

Printed März 20, 2011 at 18:12



## Stage 3 --

	PTS	TIME	HIT FACTOR	STAGE POINTS	STAGE PERCENT	COMPETITOR # Name
1	152	22,66	6,7079	160,0000	100,00	112 Schneider, Patrik
2	154	23,13	6,6580	158,8113	99,26	152 Wilda, Christian
3	156	24,74	6,3056	150,4046	94,00	176 Loch, Marijan
4	154	25,23	6,1038	145,5928	91,00	116 Schraner, Remo
5	156	25,82	6,0418	144,1135	90,07	65 Kneringer, Mario
6	148	25,36	5,8360	139,2031	87,00	148 Weber, Günther
7	152	26,41	5,7554	137,2813	85,80	42 Haas, Peter
8	155	27,29	5,6797	135,4767	84,67	153 Winkler, Oliver
9	150	26,49	5,6625	135,0659	84,42	136 Thurner, Helmut
10	151	27,35	5,5210	131,6909	82,31	127 Steurer, Margit
11	143	26,29	5,4393	129,7423	81,09	80 Lindenmayer, Christian
12	154	28,78	5,3509	127,6340	79,77	40 Gross, Michael
13	139	26,16	5,3135	126,7399	79,21	27 Eichinger, Stephan
14	154	29,20	5,2740	125,7981	78,62	3 Angerer, Klaus
15	140	26,81	5,2219	124,5568	77,85	113 Schneider, Franz
16	147	28,22	5,2091	124,2501	77,66	44 Heimerdinger, Steffen
17	142	27,36	5,1901	123,7966	77,37	39 Graf, Harry
18	151	29,15	5,1801	123,5591	77,22	11 Betschart, Bruno
19	153	30,00	5,1000	121,6484	76,03	156 Zanardi, Annamaria
20	156	30,94	5,0420	120,2654	75,17	175 Lambregts, Johan
21	151	30,70	4,9186	117,3208	73,33	25 Ebenhöf, Günter
22	153	31,56	4,8479	115,6354	72,27	38 Gottwald, Michael
23	133	27,44	4,8469	115,6122	72,26	94 Pantzer, Bernd
24	154	31,80	4,8428	115,5127	72,20	188 Schwanneke, Roland
25	139	28,72	4,8398	115,4427	72,15	192 Sustrova, Katerina
26	152	31,48	4,8285	115,1715	71,98	104 Remek, Claudia
27	144	29,89	4,8177	114,9140	71,82	105 Rengart, Norbert
28	147	31,02	4,7389	113,0347	70,65	140 Triebel, Kristian
29	122	26,03	4,6869	111,7949	69,87	28 Eidschink, Bernhard
30	135	29,08	4,6424	110,7326	69,21	23 Dufornee, Eddy
31	134	29,12	4,6016	109,7614	68,60	162 Fischer, Wilfried
32	145	31,62	4,5857	109,3811	68,36	138 Trauvelter, Stefan
33	150	33,60	4,4643	106,4850	66,55	68 kreuzer, Kurt
34	149	34,12	4,3669	104,1630	65,10	110 Schmidt, Bernd
35	140	32,09	4,3627	104,0626	65,04	66 Kobler, Wolfgang
36	154	35,32	4,3601	104,0007	65,00	74 Lechner, Heinrich
37	140	33,32	4,2017	100,2211	62,64	77 Lennert, Adam
38	147	36,48	4,0296	96,1167	60,07	185 Sasabone, John
39	133	34,76	3,8262	91,2658	57,04	75 Leitner, Günther
40	148	40,06	3,6945	88,1226	55,08	111 Schmidt, Peter
41	141	38,68	3,6453	86,9499	54,34	151 Widmann, Richard
42	152	41,73	3,6425	86,8823	54,30	9 Barucha, Rudolf
43	148	41,86	3,5356	84,3333	52,71	137 Toth-Pogats, Sandra
44	151	42,75	3,5322	84,2514	52,66	34 Geerts, Hans
45	149	44,12	3,3772	80,5540	50,35	124 Stauber, Robert
46	146	45,65	3,1982	76,2866	47,68	24 Ebenhoeh, Julia

# OPEN -- Overall Stage Results

Ironhands Level 3 2011

Printed März 20, 2011 at 18:12




## Stage 3 --

	PTS	TIME	HIT FACTOR	STAGE POINTS	STAGE PERCENT	COMPETITOR # Name
47	141	44,69	3,1551	75,2567	47,04	76 Lemke, Klaus
48	140	46,38	3,0185	72,0002	45,00	21 Graßer, Werner D
49	140	46,42	3,0159	71,9381	44,96	60 Kaipf, Robert
50	116	43,07	2,6933	64,2421	40,15	7 Artmann, Jan
51	117	44,09	2,6537	63,2968	39,56	10 Beiter, Karl
52	108	41,82	2,5825	61,5993	38,50	187 Schmutzer, Paul
53	160	66,10	2,4206	57,7371	36,09	131 Striedl, Erich D
54	147	61,76	2,3802	56,7736	35,48	59 Kaiper, Willi
55	142	75,14	1,8898	45,0768	28,17	95 Papiernik, Wolfgang

# STANDARD -- Overall Stage Results

Ironhands Level 3 2011

Printed März 20, 2011 at 18:12



## Stage 3 --

	PTS	TIME	HIT FACTOR	STAGE POINTS	STAGE PERCENT	COMPETITOR # Name
1	152	24,45	6,2168	160,0000	100,00	18 Damm, Oliver
2	157	26,59	5,9045	151,9626	94,98	86 Midgley, Gregory
3	153	29,48	5,1900	133,5732	83,48	58 Kahler, Peter
4	149	29,39	5,0698	130,4794	81,55	99 Post, Gottfried
5	136	29,16	4,6639	120,0347	75,02	50 Hoermanseder, Klaus
6	156	34,26	4,5534	117,1905	73,24	123 Slim, Marcel
7	150	33,20	4,5181	116,2809	72,68	43 Häubler, Uwe
8	140	31,64	4,4248	113,8798	71,17	133 Sturm, Thomas
9	145	33,00	4,3939	113,0861	70,68	193 Tutschke, Petra
10	158	36,00	4,3889	112,9561	70,60	201 Nikitin, Oleg
11	153	35,69	4,2869	110,3317	68,96	130 Strasser, Elisabeth
12	118	27,75	4,2523	109,4395	68,40	71 Kuenzler, Oliver
13	146	34,59	4,2209	108,6319	67,89	32 Friedrich, Guenther
14	150	39,59	3,7888	97,5127	60,95	1 Aigner, Michael
15	147	38,87	3,7818	97,3325	60,83	51 Hörzinger, Gerhard
16	152	40,57	3,7466	96,4259	60,27	22 Dudaric, Nenad
17	142	38,00	3,7368	96,1745	60,11	106 Riedel, Ronald
18	146	39,14	3,7302	96,0036	60,00	41 Gruenaug, Gerd
19	152	41,04	3,7037	95,3216	59,58	2 Aigner, Edeltraut
20	146	39,69	3,6785	94,6732	59,17	89 Mühlbacher, Hubert
21	160	43,62	3,6680	94,4038	59,00	174 Kwiatkowski, Roland
22	150	41,14	3,6461	93,8388	58,65	36 Glas, Anton
23	152	42,05	3,6147	93,0321	58,15	166 Henghuber, Alexander
24	142	39,30	3,6132	92,9932	58,12	16 Braun, Marc
25	136	38,54	3,5288	90,8202	56,76	167 Holzapfel, Christian
26	149	42,32	3,5208	90,6141	56,63	63 Kieninger, Stephanie
27	150	42,82	3,5030	90,1571	56,35	146 Wagner, Josef
28	154	44,13	3,4897	89,8136	56,13	172 Konings, Cor
29	138	39,56	3,4884	89,7797	56,11	144 VanRooijen, Johan
30	148	42,52	3,4807	89,5826	55,99	207 Grünleitner, Siegfried
31	149	43,03	3,4627	89,1190	55,70	90 Mulders, Rein
32	140	40,95	3,4188	87,9892	54,99	73 Laiss, Dieter
33	140	41,61	3,3646	86,5936	54,12	206 Rister, Markus
34	134	40,27	3,3275	85,6404	53,53	195 Wieder, Werner
35	160	49,27	3,2474	83,5781	52,24	168 Kaiser, Thomas
36	142	44,69	3,1774	81,7774	51,11	56 Jessat, Alexander E
37	142	44,77	3,1718	81,6313	51,02	198 Zeller, Stefan
38	151	47,66	3,1683	81,5414	50,96	100 Praschinger, Edgar
39	150	48,30	3,1056	79,9281	49,96	150 Weiss, Ines
40	152	49,26	3,0857	79,4154	49,63	149 Weisinger, MarkS
41	142	49,51	2,8681	73,8160	46,14	96 Peter, Franz
42	131	46,10	2,8416	73,1351	45,71	141 VanDeBoogaard, Desmond
43	152	55,24	2,7516	70,8183	44,26	203 Wenzel, Juergen
44	158	65,43	2,4148	62,1492	38,84	194 Wagner, Karin
45	128	53,54	2,3907	61,5300	38,46	67 Kraus, Petra
46	146	61,31	2,3813	61,2882	38,31	62 Karl, Bernhard

# STANDARD -- Overall Stage Results

Ironhands Level 3 2011

Printed März 20, 2011 at 18:12



## Stage 3 --

	PTS	TIME	HIT FACTOR	STAGE POINTS	STAGE PERCENT	COMPETITOR # Name
47	106	45,02	2,3545	60,5976	37,87	78 Lennert, Dieter
48	144	61,45	2,3434	60,3109	37,69	69 Kriechbaum, Martin
49	132	57,75	2,2857	58,8271	36,77	6 Artmann, Peter
50	146	64,08	2,2784	58,6389	36,65	14 Bösl, Gerhard
51	134	67,11	1,9967	51,3893	32,12	93 Odörfer, Manuela
52	127	69,96	1,8153	46,7207	29,20	202 Blendinger, Michael
53	132	80,32	1,6434	42,2966	26,44	196 Moll, Babette

# PRODUCTION -- Overall Stage Results

Ironhands Level 3 2011

Printed März 20, 2011 at 18:12




## Stage 3 --

	PTS	TIME	HIT FACTOR	STAGE POINTS	STAGE PERCENT	COMPETITOR # Name
1	154	26,48	5,8157	160,0000	100,00	109 Schmidt, Tino
2	152	28,37	5,3578	147,4014	92,13	157 Zapletal, Miroslav
3	154	28,80	5,3472	147,1111	91,94	132 Stryc, Michael
4	156	29,91	5,2156	143,4912	89,68	52 Hubli, Pascal
5	144	28,76	5,0070	137,7498	86,09	170 Kendlbacher, Florian
6	150	30,62	4,8988	134,7731	84,23	139 Trautvetter, Ingo
7	148	30,37	4,8732	134,0708	83,79	135 Thiel, Frank
8	156	32,12	4,8568	133,6184	83,51	17 Chrastny, Martin
9	152	31,65	4,8025	132,1256	82,58	79 Lentz, Arne
10	144	30,13	4,7793	131,4863	82,18	145 von der Tann, Joachim
11	140	30,65	4,5677	125,6651	78,54	54 Husterer, Markus
12	144	32,65	4,4104	121,3379	75,84	200 Blank, Andreas
13	154	35,18	4,3775	120,4321	75,27	115 Schouwink, Peter
14	154	35,44	4,3454	119,5485	74,72	160 Burkhalter, Christine
15	148	34,10	4,3402	119,4056	74,63	57 Kahl, Michael
16	154	35,72	4,3113	118,6114	74,13	102 Bosko, Rasovic
17	144	33,65	4,2793	117,7320	73,58	128 Stobbe, Markus
18	154	37,31	4,1276	113,5567	70,97	81 Lohmann, Michael
19	150	36,73	4,0839	112,3537	70,22	190 Shchekin, Oleg
20	144	35,28	4,0816	112,2926	70,18	45 Heinemann, Sascha
21	150	37,06	4,0475	111,3533	69,60	125 Stern, Arno
22	150	37,39	4,0118	110,3705	68,98	12 Biereigel, Thomas
23	142	35,40	4,0113	110,3576	68,97	181 Müller, Jörg
24	152	38,97	3,9004	107,3076	67,07	120 Seibold, Werner
25	140	36,80	3,8043	104,6640	65,42	49 Hoiss, Michael
26	146	38,43	3,7991	104,5201	65,33	31 Freitag, Andreas
27	129	34,30	3,7609	103,4696	64,67	199 Ziebart, Friedrich
28	140	38,03	3,6813	101,2789	63,30	186 Schätzel, Hans
29	148	41,12	3,5992	99,0207	61,89	142 van Diepen, Cees
30	144	40,11	3,5901	98,7705	61,73	117 Schreiner, Michael
31	150	41,96	3,5748	98,3497	61,47	182 Naubereit, Philipp
32	138	39,72	3,4743	95,5844	59,74	161 Ecke, Jakob
33	148	43,89	3,3721	92,7712	57,98	48 Hoevens, Julian
34	125	37,22	3,3584	92,3955	57,75	5 Aron, Michael
35	160	48,83	3,2767	90,1468	56,34	47 Hilbig, Karl-Heinz
36	144	44,23	3,2557	89,5700	55,98	205 Treiber, Erik D
37	142	45,49	3,1216	85,8795	53,67	20 Dietz, Stefan
38	135	43,51	3,1027	85,3615	53,35	101 Prohaska, Hans-Jürgen
39	140	46,92	2,9838	82,0894	51,31	19 De Bot, Adrie
40	130	50,51	2,5737	70,8082	44,26	180 Moyen, Jennifer
41	154	61,25	2,5143	69,1722	43,23	189 Seibt, Thomas
42	131	53,36	2,4550	67,5418	42,21	169 Kaser, Petra
43	154	62,96	2,4460	67,2935	42,06	33 Fuß, Uli
44	121	58,51	2,0680	56,8948	35,56	72 Kuhn, Holger
45	124	60,82	2,0388	56,0909	35,06	158 Barsa, Andreas
46	158	82,51	1,9149	52,6827	32,93	114 Schneier, Wolfram

# PRODUCTION -- Overall Stage Results

Ironhands Level 3 2011

Printed März 20, 2011 at 18:12



## Stage 3 --

	PTS	TIME	HIT FACTOR	STAGE POINTS	STAGE PERCENT	COMPETITOR # Name
47	111	59,88	1,8537	50,9986	31,87	35 Geist, Christian
48	116	70,91	1,6359	45,0057	28,13	108 Schier, Hanno
49	130	82,17	1,5821	43,5259	27,20	88 Morasch, Marco
50	89	59,66	1,4918	41,0416	25,65	122 Siml, Dieter
51	0	0,00	0,0000	0,0000	0,00	29 Ende, Wolfgang

# MODIFIED -- Overall Stage Results

Ironhands Level 3 2011

Printed März 20, 2011 at 18:12



## Stage 3 --

	PTS	TIME	HIT FACTOR	STAGE POINTS	STAGE PERCENT	COMPETITOR # Name
1	149	26,30	5,6654	160,0000	100,00	164 Helan, Vit
2	152	27,46	5,5353	156,3265	97,70	26 Ebert, Rene
3	141	25,56	5,5164	155,7929	97,37	165 Henes, Zdenek
4	156	29,55	5,2792	149,0928	93,18	70 Ksycki, Andre
5	149	29,10	5,1203	144,6048	90,38	191 Sustr, Milos
6	136	28,17	4,8278	136,3457	85,22	179 Meier, Dominic
7	148	33,06	4,4767	126,4295	79,02	183 Novak, Lubor
8	148	39,92	3,7074	104,7034	65,44	97 Piesnack, Reinhardt
9	142	42,62	3,3318	94,0945	58,81	92 Nüsslein, Gerd
10	124	67,19	1,8455	52,1203	32,58	134 Sulkiewicz, Georg
11	77	58,44	1,3176	37,2109	23,26	197 Maier, Markus

# REVOLVER (STANDARD) -- Overall Stage Results

Ironhands Level 3 2011

Printed März 20, 2011 at 18:12




## Stage 3 --

	PTS	TIME	HIT FACTOR	STAGE POINTS	STAGE PERCENT	COMPETITOR # Name
1	151	37,15	4,0646	160,0000	100,00	91 Nemecek, Zdenek
2	156	42,30	3,6879	145,1731	90,73	55 Itani, Marwan
3	151	42,17	3,5807	140,9533	88,10	107 Safranek, Lumir
4	150	46,62	3,2175	126,6546	79,16	171 Kolár, Milan
5	109	38,92	2,8006	110,2441	68,90	173 Kroiss, Robert
6	149	54,85	2,7165	106,9329	66,83	30 Freimüller, Norbert
7	146	71,31	2,0474	80,5943	50,37	129 Stockbauer, Janos
8	141	72,47	1,9456	76,5883	47,87	126 Stettisch, Rainer
9	0	0,00	0,0000	0,0000	0,00	121 Kahl_, Christian_
10	0	0,00	0,0000	0,0000	0,00	98 Holzwarth_, Jörg_

# OPEN -- Overall Stage Results

Ironhands Level 3 2011

Printed März 20, 2011 at 18:12



## Stage 4 --

	PTS	TIME	HIT FACTOR	STAGE POINTS	STAGE PERCENT	COMPETITOR # Name
1	73	10,65	6,8545	80,0000	100,00	28 Eidenschink, Bernhard
2	77	11,49	6,7015	78,2145	97,77	176 Loch, Marijan
3	77	11,53	6,6782	77,9432	97,43	116 Schraner, Remo
4	75	11,26	6,6607	77,7391	97,17	148 Weber, Günther
5	80	12,62	6,3391	73,9856	92,48	152 Wilda, Christian
6	76	12,00	6,3333	73,9178	92,40	42 Haas, Peter
7	77	12,42	6,1997	72,3579	90,45	74 Lechner, Heinrich
8	76	12,26	6,1990	72,3502	90,44	80 Lindenmayer, Christian
9	67	10,89	6,1524	71,8065	89,76	65 Kneringer, Mario
10	77	12,62	6,1014	71,2112	89,01	153 Winkler, Oliver
11	76	12,55	6,0558	70,6784	88,35	113 Schneider, Franz
12	73	12,46	5,8587	68,3788	85,47	23 Dufornee, Eddy
13	75	13,00	5,7692	67,3340	84,17	192 Sustrova, Katerina
14	76	13,18	5,7663	67,3000	84,12	27 Eichinger, Stephan
15	77	13,38	5,7549	67,1663	83,96	3 Angerer, Klaus
16	75	13,12	5,7165	66,7182	83,40	11 Betschart, Bruno
17	62	10,94	5,6673	66,1441	82,68	112 Schneider, Patrik
18	72	12,73	5,6559	66,0117	82,51	136 Thurner, Helmut
19	77	13,72	5,6122	65,5018	81,88	94 Pantzer, Bernd
20	68	12,13	5,6059	65,4282	81,79	44 Heimerdinger, Steffen
21	75	13,45	5,5762	65,0812	81,35	39 Graf, Harry
22	77	13,90	5,5396	64,6536	80,82	40 Gross, Michael
23	77	13,91	5,5356	64,6071	80,76	105 Rengart, Norbert
24	72	13,46	5,3492	62,4316	78,04	162 Fischer, Wilfried
25	77	14,63	5,2632	61,4275	76,78	25 Ebenhöf, Günter
26	77	15,17	5,0758	59,2409	74,05	66 Kobler, Wolfgang
27	78	15,42	5,0584	59,0374	73,80	175 Lambregts, Johan
28	72	14,35	5,0174	58,5595	73,20	138 Trauvetter, Stefan
29	72	14,62	4,9248	57,4780	71,85	188 Schwanneke, Roland
30	70	14,42	4,8544	56,6565	70,82	104 Remek, Claudia
31	75	15,57	4,8170	56,2198	70,27	110 Schmidt, Bernd
32	72	15,20	4,7368	55,2848	69,11	68 kreuzer, Kurt
33	79	16,74	4,7192	55,0793	68,85	77 Lennert, Adam
34	79	17,11	4,6172	53,8882	67,36	156 Zanardi, Annamaria
35	78	17,03	4,5802	53,4560	66,82	38 Gottwald, Michael
36	66	14,47	4,5612	53,2344	66,54	124 Stauber, Robert
37	78	17,12	4,5561	53,1750	66,47	76 Lemke, Klaus
38	59	13,45	4,3866	51,1972	64,00	127 Steurer, Margit
39	66	15,06	4,3825	51,1488	63,94	140 Triebel, Kristian
40	77	17,59	4,3775	51,0907	63,86	185 Sasabone, John
41	76	17,79	4,2721	49,8602	62,33	21 Graßer, Werner D
42	71	17,11	4,1496	48,4312	60,54	9 Barucha, Rudolf
43	72	17,54	4,1049	47,9093	59,89	151 Widmann, Richard
44	73	18,09	4,0354	47,0978	58,87	24 Ebenhoeh, Julia
45	73	18,23	4,0044	46,7361	58,42	111 Schmidt, Peter
46	79	19,84	3,9819	46,4732	58,09	137 Toth-Pogats, Sandra

# OPEN -- Overall Stage Results

Ironhands Level 3 2011

Printed März 20, 2011 at 18:12



## Stage 4 --

	PTS	TIME	HIT FACTOR	STAGE POINTS	STAGE PERCENT	COMPETITOR # Name
47	66	18,21	3,6244	42,3010	52,88	75 Leitner, Günther
48	75	20,90	3,5885	41,8824	52,35	60 Kaipf, Robert
49	74	23,03	3,2132	37,5020	46,88	7 Artmann, Jan
50	79	27,73	2,8489	33,2502	41,56	34 Geerts, Hans
51	77	29,07	2,6488	30,9145	38,64	131 Striedl, Erich D
52	78	32,11	2,4291	28,3512	35,44	187 Schmutzer, Paul
53	78	32,36	2,4104	28,1321	35,17	59 Kaiper, Willi
54	78	43,31	1,8010	21,0195	26,27	95 Papiernik, Wolfgang
55	48	30,33	1,5826	18,4708	23,09	10 Beiter, Karl

# STANDARD -- Overall Stage Results

Ironhands Level 3 2011

Printed März 20, 2011 at 18:12



## Stage 4 --

	PTS	TIME	HIT FACTOR	STAGE POINTS	STAGE PERCENT	COMPETITOR # Name
1	77	10,81	7,1230	80,0000	100,00	18 Damm, Oliver
2	74	11,30	6,5487	73,5493	91,94	86 Midgley, Gregory
3	76	14,05	5,4093	60,7522	75,94	99 Post, Gottfried
4	74	13,70	5,4015	60,6647	75,83	201 Nikitin, Oleg
5	77	14,37	5,3584	60,1809	75,23	58 Kahler, Peter
6	76	14,27	5,3259	59,8156	74,77	51 Hörzinger, Gerhard
7	80	15,03	5,3227	59,7800	74,73	133 Sturm, Thomas
8	78	15,03	5,1896	58,2855	72,86	100 Praschinger, Edgar
9	72	14,16	5,0847	57,1076	71,38	71 Kuenzler, Oliver
10	74	14,83	4,9899	56,0422	70,05	195 Wieder, Werner
11	71	14,41	4,9271	55,3375	69,17	193 Tutschke, Petra
12	78	17,43	4,4750	50,2600	62,82	123 Slim, Marcel
13	72	16,43	4,3822	49,2175	61,52	167 Holzapfel, Christian
14	75	17,13	4,3783	49,1732	61,47	144 VanRooijen, Johan
15	77	18,11	4,2518	47,7526	59,69	2 Aigner, Edeltraut
16	78	18,51	4,2139	47,3275	59,16	168 Kaiser, Thomas
17	79	18,81	4,1999	47,1697	58,96	130 Strasser, Elisabeth
18	72	17,33	4,1546	46,6615	58,33	16 Braun, Marc
19	77	18,93	4,0676	45,6841	57,11	1 Aigner, Michael
20	75	18,71	4,0086	45,0207	56,28	166 Henghuber, Alexander
21	74	18,47	4,0065	44,9976	56,25	41 Gruenaug, Gerd
22	70	18,25	3,8356	43,0785	53,85	149 Weisinger, MarkS
23	74	19,48	3,7988	42,6646	53,33	207 Grünleitner, Siegfried
24	78	20,74	3,7608	42,2387	52,80	36 Glas, Anton
25	62	16,92	3,6643	41,1544	51,44	89 Mühlbacher, Hubert
26	74	20,54	3,6027	40,4628	50,58	146 Wagner, Josef
27	77	21,51	3,5797	40,2046	50,26	43 Häubler, Uwe
28	64	18,13	3,5301	39,6467	49,56	73 Laiss, Dieter
29	75	21,35	3,5129	39,4538	49,32	198 Zeller, Stefan
30	76	21,86	3,4767	39,0471	48,81	174 Kwiatkowski, Roland
31	64	18,72	3,4188	38,3972	48,00	32 Friedrich, Guenther
32	61	18,00	3,3889	38,0612	47,58	141 VanDeBoogaard, Desmond
33	66	19,52	3,3811	37,9742	47,47	206 Rister, Markus
34	73	21,78	3,3517	37,6435	47,05	106 Riedel, Ronald
35	43	13,05	3,2950	37,0069	46,26	50 Hoermanseder, Klaus
36	70	21,84	3,2051	35,9973	45,00	22 Dudaric, Nenad
37	73	23,31	3,1317	35,1727	43,97	90 Mulders, Rein
38	70	22,56	3,1028	34,8485	43,56	56 Jessat, Alexander E
39	79	26,41	2,9913	33,5957	41,99	172 Konings, Cor
40	64	21,69	2,9507	33,1395	41,42	78 Lennert, Dieter
41	62	21,15	2,9314	32,9235	41,15	150 Weiss, Ines
42	78	27,74	2,8118	31,5801	39,48	6 Artmann, Peter
43	74	26,71	2,7705	31,1159	38,89	96 Peter, Franz
44	73	27,35	2,6691	29,9772	37,47	69 Kriechbaum, Martin
45	69	27,86	2,4767	27,8159	34,77	63 Kieninger, Stephanie
46	68	28,74	2,3660	26,5734	33,22	203 Wenzel, Juergen

# STANDARD -- Overall Stage Results

Ironhands Level 3 2011

Printed März 20, 2011 at 18:12



## Stage 4 --

	PTS	TIME	HIT FACTOR	STAGE POINTS	STAGE PERCENT	COMPETITOR # Name
47	72	33,98	2,1189	23,7976	29,75	202 Blendinger, Michael
48	79	37,42	2,1112	23,7109	29,64	194 Wagner, Karin
49	70	33,37	2,0977	23,5595	29,45	67 Kraus, Petra
50	77	37,00	2,0811	23,3730	29,22	62 Karl, Bernhard
51	64	31,13	2,0559	23,0901	28,86	14 Bösl, Gerhard
52	68	37,52	1,8124	20,3550	25,44	196 Moll, Babette
53	62	39,47	1,5708	17,6421	22,05	93 Odörfer, Manuela

# PRODUCTION -- Overall Stage Results

Ironhands Level 3 2011

Printed März 20, 2011 at 18:12



## Stage 4 --

	PTS	TIME	HIT FACTOR	STAGE POINTS	STAGE PERCENT	COMPETITOR # Name
1	74	11,96	6,1873	80,0000	100,00	157 Zapletal, Miroslav
2	76	13,07	5,8148	75,1843	93,98	109 Schmidt, Tino
3	74	12,74	5,8085	75,1020	93,88	145 von der Tann, Joachim
4	78	13,76	5,6686	73,2935	91,62	52 Hubli, Pascal
5	80	14,72	5,4348	70,2703	87,84	132 Stryc, Michael
6	76	14,12	5,3824	69,5934	86,99	57 Kahl, Michael
7	74	14,18	5,2186	67,4753	84,34	139 Trautvetter, Ingo
8	74	14,21	5,2076	67,3329	84,17	199 Ziebart, Friedrich
9	74	14,96	4,9465	63,9572	79,95	17 Chrastny, Martin
10	70	14,41	4,8577	62,8092	78,51	170 Kendlbacher, Florian
11	80	16,70	4,7904	61,9388	77,42	115 Schouwink, Peter
12	78	16,33	4,7765	61,7587	77,20	79 Lentz, Arne
13	74	15,56	4,7558	61,4910	76,86	19 De Bot, Adrie
14	74	15,72	4,7074	60,8651	76,08	135 Thiel, Frank
15	72	15,49	4,6482	60,0994	75,12	54 Husterer, Markus
16	78	16,94	4,6045	59,5348	74,42	102 Bosko, Rasovic
17	72	16,06	4,4832	57,9664	72,46	49 Hoiss, Michael
18	74	16,59	4,4605	57,6733	72,09	200 Blank, Andreas
19	78	17,52	4,4521	57,5639	71,95	101 Prohaska, Hans-Jürgen
20	80	18,13	4,4126	57,0534	71,32	45 Heinemann, Sascha
21	70	16,24	4,3103	55,7316	69,66	161 Ecke, Jakob
22	74	17,17	4,3098	55,7251	69,66	81 Lohmann, Michael
23	80	18,87	4,2395	54,8160	68,52	48 Hoevels, Julian
24	72	17,67	4,0747	52,6848	65,86	12 Biereigel, Thomas
25	76	18,71	4,0620	52,5205	65,65	186 Schätzel, Hans
26	78	19,61	3,9776	51,4288	64,29	31 Freitag, Andreas
27	76	19,12	3,9749	51,3943	64,24	181 Müller, Jörg
28	74	19,68	3,7602	48,6179	60,77	117 Schreiner, Michael
29	74	20,57	3,5975	46,5143	58,14	120 Seibold, Werner
30	70	19,93	3,5123	45,4130	56,77	125 Stern, Arno
31	59	16,84	3,5036	45,3001	56,63	128 Stobbe, Markus
32	76	21,91	3,4687	44,8498	56,06	5 Aron, Michael
33	55	16,36	3,3619	43,4679	54,33	182 Naubereit, Philipp
34	59	17,78	3,3183	42,9052	53,63	190 Shchekin, Oleg
35	62	18,71	3,3137	42,8457	53,56	29 Ende, Wolfgang
36	72	21,97	3,2772	42,3733	52,97	142 van Diepen, Cees
37	68	20,92	3,2505	42,0278	52,53	205 Treiber, Erik D
38	78	24,16	3,2285	41,7433	52,18	160 Burkhalter, Christine
39	74	23,44	3,1570	40,8191	51,02	47 Hilbig, Karl-Heinz
40	72	24,15	2,9814	38,5483	48,19	20 Dietz, Stefan
41	76	25,98	2,9253	37,8237	47,28	108 Schier, Hanno
42	76	26,11	2,9108	37,6354	47,04	180 Moyen, Jennifer
43	72	27,61	2,6078	33,7175	42,15	35 Geist, Christian
44	66	27,88	2,3673	30,6084	38,26	158 Barsa, Andreas
45	70	29,63	2,3625	30,5461	38,18	33 Fuß, Uli
46	68	29,01	2,3440	30,3075	37,88	169 Kaser, Petra

# PRODUCTION -- Overall Stage Results

Ironhands Level 3 2011

Printed März 20, 2011 at 18:12



## Stage 4 --

	PTS	TIME	HIT FACTOR	STAGE POINTS	STAGE PERCENT	COMPETITOR # Name
47	62	26,53	2,3370	30,2165	37,77	72 Kuhn, Holger
48	76	36,47	2,0839	26,9443	33,68	114 Schneier, Wolfram
49	62	34,59	1,7924	23,1756	28,97	88 Morasch, Marco
50	66	40,84	1,6161	20,8953	26,12	122 Siml, Dieter
51	41	52,97	0,7740	10,0079	12,51	189 Seibt, Thomas

# MODIFIED -- Overall Stage Results

Ironhands Level 3 2011

Printed März 20, 2011 at 18:12




## Stage 4 --

	PTS	TIME	HIT FACTOR	STAGE POINTS	STAGE PERCENT	COMPETITOR # Name
1	72	11,59	6,2123	80,0000	100,00	179 Meier, Dominic
2	72	11,74	6,1329	78,9779	98,72	164 Helan, Vit
3	79	13,26	5,9578	76,7228	95,90	165 Henes, Zdenek
4	75	13,49	5,5597	71,5962	89,50	191 Sustr, Milos
5	77	14,90	5,1678	66,5496	83,19	183 Novak, Lubor
6	75	14,55	5,1546	66,3803	82,98	26 Ebert, Rene
7	77	16,14	4,7708	61,4367	76,80	70 Ksycki, Andre
8	76	21,40	3,5514	45,7342	57,17	92 Nüsslein, Gerd
9	79	22,62	3,4925	44,9754	56,22	97 Piesnack, Reinhardt
10	78	36,39	2,1434	27,6028	34,50	134 Sulkiewicz, Georg
11	77	41,81	1,8417	23,7165	29,65	197 Maier, Markus

# REVOLVER (STANDARD) -- Overall Stage Results

Ironhands Level 3 2011

Printed März 20, 2011 at 18:12



## Stage 4 --

	PTS	TIME	HIT FACTOR	STAGE POINTS	STAGE PERCENT	COMPETITOR # Name
1	76	17,16	4,4289	80,0000	100,00	91 Nemecek, Zdenek
2	79	18,23	4,3335	78,2770	97,85	121 Kahl_, Christian_
3	77	20,00	3,8500	69,5432	86,93	55 Itani, Marwan
4	75	21,21	3,5361	63,8726	79,84	171 Kolár, Milan
5	77	22,62	3,4041	61,4882	76,86	126 Stettinisch, Rainer
6	73	22,32	3,2706	59,0775	73,85	107 Safranek, Lumir
7	80	25,14	3,1822	57,4802	71,85	98 Holzwarth_, Jörg_
8	78	26,54	2,9390	53,0869	66,36	173 Kroiss, Robert
9	77	26,73	2,8807	52,0338	65,04	129 Stockbauer, Janos
10	73	34,26	2,1308	38,4883	48,11	30 Freimüller, Norbert

# OPEN -- Overall Stage Results

Ironhands Level 3 2011

Printed März 20, 2011 at 18:12



## Stage 5 --

	PTS	TIME	HIT FACTOR	STAGE POINTS	STAGE PERCENT	COMPETITOR # Name
1	43	3,55	12,1127	45,0000	100,00	80 Lindenmayer, Christian
2	42	3,87	10,8527	40,3191	89,60	148 Weber, Günther
3	44	4,28	10,2804	38,1928	84,87	176 Loch, Marijan
4	44	4,47	9,8434	36,5694	81,27	113 Schneider, Franz
5	44	4,53	9,7130	36,0850	80,19	127 Steurer, Margit
6	43	4,46	9,6413	35,8184	79,60	39 Graf, Harry
7	44	4,57	9,6280	35,7692	79,49	153 Winkler, Oliver
8	43	4,56	9,4298	35,0329	77,85	152 Wilda, Christian
9	42	4,50	9,3333	34,6744	77,05	112 Schneider, Patrik
10	37	4,00	9,2500	34,3648	76,37	28 Eidenschink, Bernhard
11	38	4,18	9,0909	33,7738	75,05	44 Heimerdinger, Steffen
12	44	4,90	8,9796	33,3602	74,13	65 Kneringer, Mario
13	43	4,84	8,8843	33,0062	73,35	11 Betschart, Bruno
14	43	4,90	8,7755	32,6020	72,45	23 Dufornee, Eddy
15	43	4,91	8,7576	32,5356	72,30	25 Ebenhöh, Günter
16	41	4,72	8,6864	32,2711	71,71	104 Remek, Claudia
17	43	4,98	8,6345	32,0783	71,29	66 Kobler, Wolfgang
18	42	5,04	8,3333	30,9593	68,80	94 Pantzer, Bernd
19	44	5,29	8,3176	30,9008	68,67	162 Fischer, Wilfried
20	40	4,85	8,2474	30,6401	68,09	188 Schwanneke, Roland
21	40	5,00	8,0000	29,7209	66,05	105 Rengart, Norbert
22	38	4,90	7,7551	28,8111	64,02	27 Eichinger, Stephan
23	41	5,29	7,7505	28,7939	63,99	116 Schraner, Remo
24	43	5,61	7,6649	28,4759	63,28	77 Lennert, Adam
25	43	5,85	7,3504	27,3077	60,68	3 Angerer, Klaus
26	43	5,87	7,3254	27,2147	60,48	111 Schmidt, Peter
27	42	5,76	7,2917	27,0894	60,20	74 Lechner, Heinrich
28	40	5,50	7,2727	27,0190	60,04	151 Widmann, Richard
29	44	6,22	7,0740	26,2806	58,40	175 Lambregts, Johan
30	44	6,27	7,0175	26,0710	57,94	9 Barucha, Rudolf
31	44	6,33	6,9510	25,8239	57,39	38 Gottwald, Michael
32	41	6,04	6,7881	25,2185	56,04	76 Lemke, Klaus
33	41	6,04	6,7881	25,2185	56,04	68 kreuzer, Kurt
34	41	6,09	6,7323	25,0115	55,58	156 Zanardi, Annamaria
35	39	5,82	6,7010	24,8951	55,32	124 Stauber, Robert
36	44	6,81	6,4611	24,0037	53,34	42 Haas, Peter
37	43	6,68	6,4371	23,9147	53,14	24 Ebenhoeh, Julia
38	41	6,49	6,3174	23,4699	52,16	187 Schmutzer, Paul
39	41	6,50	6,3077	23,4338	52,08	136 Thurner, Helmut
40	41	6,58	6,2310	23,1489	51,44	40 Gross, Michael
41	44	7,07	6,2235	23,1210	51,38	10 Beiter, Karl
42	41	6,61	6,2027	23,0438	51,21	185 Sasabone, John
43	41	7,49	5,4740	20,3364	45,19	137 Toth-Pogats, Sandra
44	42	7,69	5,4616	20,2906	45,09	21 Graßer, Werner D
45	30	5,67	5,2910	19,6567	43,68	192 Sustrova, Katerina
46	25	5,12	4,8828	18,1402	40,31	140 Triebel, Kristian

# OPEN -- Overall Stage Results

Ironhands Level 3 2011

Printed März 20, 2011 at 18:12



## Stage 5 --

	PTS	TIME	HIT FACTOR	STAGE POINTS	STAGE PERCENT	COMPETITOR # Name
47	35	7,26	4,8209	17,9103	39,80	60 Kaipf, Robert
48	39	8,29	4,7045	17,4776	38,84	110 Schmidt, Bernd
49	30	7,01	4,2796	15,8992	35,33	34 Geerts, Hans
50	42	9,85	4,2640	15,8411	35,20	131 Striedl, Erich D
51	25	6,47	3,8640	14,3552	31,90	75 Leitner, Günther
52	24	7,03	3,4139	12,6832	28,18	7 Artmann, Jan
53	37	12,06	3,0680	11,3980	25,33	59 Kaiper, Willi
54	41	14,75	2,7797	10,3268	22,95	138 Trauветter, Stefan
55	18	13,43	1,3403	4,9793	11,07	95 Papiernik, Wolfgang

# STANDARD -- Overall Stage Results

Ironhands Level 3 2011

Printed März 20, 2011 at 18:12



## Stage 5 --

	PTS	TIME	HIT FACTOR	STAGE POINTS	STAGE PERCENT	COMPETITOR # Name
1	43	4,08	10,5392	45,0000	100,00	18 Damm, Oliver
2	44	4,82	9,1286	38,9771	86,62	99 Post, Gottfried
3	42	4,78	8,7866	37,5168	83,37	123 Slim, Marcel
4	42	4,89	8,5890	36,6728	81,50	86 Midgley, Gregory
5	44	5,58	7,8853	33,6684	74,82	50 Hoermanseder, Klaus
6	43	5,67	7,5838	32,3810	71,96	133 Sturm, Thomas
7	43	5,89	7,3005	31,1715	69,27	100 Praschinger, Edgar
8	43	6,04	7,1192	30,3974	67,55	195 Wieder, Werner
9	45	6,47	6,9552	29,6970	65,99	193 Tutschke, Petra
10	43	6,41	6,7083	28,6427	63,65	43 Häußler, Uwe
11	43	6,41	6,7083	28,6427	63,65	58 Kahler, Peter
12	44	6,64	6,6265	28,2936	62,87	89 Mühlbacher, Hubert
13	41	6,55	6,2595	26,7268	59,39	32 Friedrich, Guenther
14	41	6,59	6,2215	26,5646	59,03	78 Lennert, Dieter
15	43	7,02	6,1254	26,1538	58,12	201 Nikitin, Oleg
16	41	6,75	6,0741	25,9349	57,63	167 Holzapfel, Christian
17	41	6,86	5,9767	25,5190	56,71	172 Konings, Cor
18	42	7,07	5,9406	25,3650	56,37	51 Hörzinger, Gerhard
19	42	7,15	5,8741	25,0812	55,74	144 VanRooijen, Johan
20	38	6,56	5,7927	24,7334	54,96	73 Laiss, Dieter
21	43	7,67	5,6063	23,9374	53,19	90 Mulders, Rein
22	43	7,87	5,4638	23,3291	51,84	174 Kwiatkowski, Roland
23	41	7,63	5,3735	22,9437	50,99	1 Aigner, Michael
24	41	7,71	5,3178	22,7056	50,46	206 Rister, Markus
25	45	8,50	5,2941	22,6046	50,23	146 Wagner, Josef
26	39	7,40	5,2703	22,5028	50,01	63 Kieninger, Stephanie
27	43	8,20	5,2439	22,3902	49,76	130 Strasser, Elisabeth
28	37	7,10	5,2113	22,2509	49,45	16 Braun, Marc
29	44	8,87	4,9605	21,1804	47,07	198 Zeller, Stefan
30	39	7,94	4,9118	20,9724	46,61	71 Kuenzler, Oliver
31	43	8,90	4,8315	20,6292	45,84	166 Henghuber, Alexander
32	41	8,57	4,7841	20,4271	45,39	141 VanDeBoogaard, Desmond
33	45	9,43	4,7720	20,3753	45,28	168 Kaiser, Thomas
34	41	8,77	4,6750	19,9613	44,36	36 Glas, Anton
35	43	9,33	4,6088	19,6785	43,73	106 Riedel, Ronald
36	42	9,36	4,4872	19,1592	42,58	96 Peter, Franz
37	41	9,26	4,4276	18,9050	42,01	2 Aigner, Edeltraut
38	28	6,51	4,3011	18,3646	40,81	149 Weisinger, MarkS
39	43	10,02	4,2914	18,3234	40,72	22 Dudaric, Nenad
40	41	9,75	4,2051	17,9549	39,90	67 Kraus, Petra
41	41	10,48	3,9122	16,7042	37,12	41 Gruenaug, Gerd
42	45	12,17	3,6976	15,7880	35,08	62 Karl, Bernhard
43	41	11,22	3,6542	15,6025	34,67	150 Weiss, Ines
44	43	13,20	3,2576	13,9091	30,91	202 Blendinger, Michael
45	39	12,12	3,2178	13,7394	30,53	6 Artmann, Peter
46	43	13,62	3,1571	13,4802	29,96	14 Bösl, Gerhard

# STANDARD -- Overall Stage Results

Ironhands Level 3 2011

Printed März 20, 2011 at 18:12



## Stage 5 --

	PTS	TIME	HIT FACTOR	STAGE POINTS	STAGE PERCENT	COMPETITOR # Name
47	32	10,38	3,0829	13,1631	29,25	207 Grünleitner, Siegfried
48	44	16,41	2,6813	11,4485	25,44	194 Wagner, Karin
49	35	13,58	2,5773	11,0046	24,45	56 Jessat, Alexander E
50	39	18,38	2,1219	9,0599	20,13	93 Odörfer, Manuela
51	41	20,11	2,0388	8,7051	19,34	196 Moll, Babette
52	42	23,43	1,7926	7,6539	17,01	69 Kriechbaum, Martin
53	18	14,55	1,2371	5,2822	11,74	203 Wenzel, Juergen

# PRODUCTION -- Overall Stage Results

Ironhands Level 3 2011

Printed März 20, 2011 at 18:12




## Stage 5 --

	PTS	TIME	HIT FACTOR	STAGE POINTS	STAGE PERCENT	COMPETITOR # Name
1	43	4,74	9,0717	45,0000	100,00	157 Zapletal, Miroslav
2	43	5,20	8,2692	41,0192	91,15	109 Schmidt, Tino
3	41	5,17	7,9304	39,3383	87,42	145 von der Tann, Joachim
4	45	5,71	7,8809	39,0930	86,87	132 Stryc, Michael
5	45	5,73	7,8534	38,9565	86,57	52 Hubli, Pascal
6	45	5,89	7,6401	37,8983	84,22	135 Thiel, Frank
7	43	6,05	7,1074	35,2562	78,35	128 Stobbe, Markus
8	41	5,84	7,0205	34,8252	77,39	54 Husterer, Markus
9	41	6,10	6,7213	33,3408	74,09	200 Blank, Andreas
10	41	6,16	6,6558	33,0161	73,37	19 De Bot, Adrie
11	39	5,87	6,6440	32,9571	73,24	17 Chrastny, Martin
12	41	6,28	6,5287	32,3852	71,97	139 Trautvetter, Ingo
13	41	6,43	6,3764	31,6297	70,29	57 Kahl, Michael
14	35	5,49	6,3752	31,6241	70,28	79 Lentz, Arne
15	45	7,22	6,2327	30,9170	68,70	160 Burkhalter, Christine
16	43	7,14	6,0224	29,8740	66,39	186 Schätzel, Hans
17	43	7,16	6,0056	29,7905	66,20	49 Hoiss, Michael
18	39	6,72	5,8036	28,7884	63,97	182 Naubereit, Philipp
19	43	7,54	5,7029	28,2891	62,86	181 Müller, Jörg
20	37	6,53	5,6662	28,1068	62,46	199 Ziebart, Friedrich
21	45	8,24	5,4612	27,0899	60,20	45 Heinemann, Sascha
22	28	5,28	5,3030	26,3055	58,46	170 Kendlbacher, Florian
23	45	8,65	5,2023	25,8059	57,35	102 Bosko, Rasovic
24	43	8,35	5,1497	25,5449	56,77	5 Aron, Michael
25	45	9,08	4,9559	24,5838	54,63	161 Ecke, Jakob
26	39	7,87	4,9555	24,5817	54,63	12 Biereigel, Thomas
27	41	8,52	4,8122	23,8708	53,05	47 Hilbig, Karl-Heinz
28	41	8,63	4,7509	23,5665	52,37	120 Seibold, Werner
29	35	7,47	4,6854	23,2418	51,65	115 Schouwink, Peter
30	39	8,70	4,4828	22,2366	49,41	31 Freitag, Andreas
31	45	10,08	4,4643	22,1449	49,21	81 Lohmann, Michael
32	39	8,84	4,4118	21,8844	48,63	29 Ende, Wolfgang
33	43	10,05	4,2786	21,2239	47,16	117 Schreiner, Michael
34	41	9,83	4,1709	20,6896	45,98	142 van Diepen, Cees
35	39	9,37	4,1622	20,6465	45,88	48 Hoevels, Julian
36	37	9,02	4,1020	20,3478	45,22	101 Prohaska, Hans-Jürgen
37	45	11,31	3,9788	19,7366	43,86	72 Kuhn, Holger
38	37	9,37	3,9488	19,5877	43,53	158 Barsa, Andreas
39	39	10,89	3,5813	17,7648	39,48	108 Schier, Hanno
40	43	12,52	3,4345	17,0367	37,86	180 Moyen, Jennifer
41	27	8,12	3,3251	16,4942	36,65	125 Stern, Arno
42	41	12,72	3,2233	15,9889	35,53	88 Morasch, Marco
43	41	12,78	3,2081	15,9139	35,36	205 Treiber, Erik D
44	45	15,34	2,9335	14,5516	32,34	20 Dietz, Stefan
45	43	14,66	2,9332	14,5498	32,33	114 Schneier, Wolfram
46	39	13,41	2,9083	14,4264	32,06	169 Kaser, Petra

# PRODUCTION -- Overall Stage Results

Ironhands Level 3 2011

Printed März 20, 2011 at 18:12



## Stage 5 --

	PTS	TIME	HIT FACTOR	STAGE POINTS	STAGE PERCENT	COMPETITOR # Name
47	45	16,72	2,6914	13,3505	29,67	190 Shchekin, Oleg
48	43	17,15	2,5073	12,4373	27,64	189 Seibt, Thomas
49	43	22,86	1,8810	9,3307	20,73	33 Fuß, Uli
50	20	12,28	1,6287	8,0789	17,95	35 Geist, Christian
51	11	17,66	0,6229	3,0898	6,87	122 Siml, Dieter

# MODIFIED -- Overall Stage Results

Ironhands Level 3 2011

Printed März 20, 2011 at 18:12




## Stage 5 --

	PTS	TIME	HIT FACTOR	STAGE POINTS	STAGE PERCENT	COMPETITOR # Name
1	45	4,09	11,0024	45,0000	100,00	165 Henes, Zdenek
2	44	5,32	8,2707	33,8271	75,17	179 Meier, Dominic
3	41	5,00	8,2000	33,5380	74,53	164 Helan, Vit
4	45	5,77	7,7990	31,8977	70,88	26 Ebert, Rene
5	39	5,30	7,3585	30,0962	66,88	183 Novak, Lubor
6	43	7,33	5,8663	23,9932	53,32	92 Nüsslein, Gerd
7	44	8,15	5,3988	22,0810	49,07	97 Piesnack, Reinhardt
8	43	8,19	5,2503	21,4737	47,72	70 Ksycki, Andre
9	33	6,50	5,0769	20,7646	46,14	191 Sustr, Milos
10	39	8,77	4,4470	18,1881	40,42	134 Sulkiewicz, Georg
11	43	14,95	2,8763	11,7639	26,14	197 Maier, Markus

# REVOLVER (STANDARD) -- Overall Stage Results

Ironhands Level 3 2011

Printed März 20, 2011 at 18:12



## Stage 5 --

	PTS	TIME	HIT FACTOR	STAGE POINTS	STAGE PERCENT	COMPETITOR # Name
1	42	7,06	5,9490	45,0000	100,00	121 Kahl_, Christian_
2	40	7,96	5,0251	38,0115	84,47	91 Nemecek, Zdenek
3	37	7,85	4,7134	35,6533	79,23	98 Holzwarth_, Jörg_
4	43	9,41	4,5696	34,5658	76,81	55 Itani, Marwan
5	40	9,09	4,4004	33,2862	73,97	171 Kolár, Milan
6	42	10,80	3,8889	29,4167	65,37	173 Kroiss, Robert
7	43	11,20	3,8393	29,0415	64,54	30 Freimüller, Norbert
8	41	11,32	3,6219	27,3971	60,88	126 Stettisch, Rainer
9	43	12,76	3,3699	25,4909	56,65	107 Safranek, Lumir
10	13	10,56	1,2311	9,3121	20,69	129 Stockbauer, Janos

# OPEN -- Overall Stage Results

Ironhands Level 3 2011

Printed März 20, 2011 at 18:12



## Stage 6 --

	PTS	TIME	HIT FACTOR	STAGE POINTS	STAGE PERCENT	COMPETITOR # Name
1	142	17,45	8,1375	145,0000	100,00	152 Wilda, Christian
2	137	17,29	7,9237	141,1889	97,37	42 Haas, Peter
3	140	17,96	7,7951	138,8983	95,79	27 Eichinger, Stephan
4	134	17,23	7,7771	138,5781	95,57	28 Eidenschink, Bernhard
5	140	18,02	7,7691	138,4358	95,47	176 Loch, Marijan
6	132	17,14	7,7013	137,2266	94,64	65 Kneringer, Mario
7	128	16,64	7,6923	137,0666	94,53	80 Lindenmayer, Christian
8	139	18,08	7,6881	136,9908	94,48	112 Schneider, Patrik
9	138	17,99	7,6709	136,6857	94,27	153 Winkler, Oliver
10	135	17,83	7,5715	134,9142	93,04	116 Schraner, Remo
11	137	18,12	7,5607	134,7217	92,91	148 Weber, Günther
12	133	17,65	7,5354	134,2709	92,60	192 Sustrova, Katerina
13	136	18,17	7,4849	133,3703	91,98	11 Betschart, Bruno
14	133	18,62	7,1429	127,2761	87,78	127 Steurer, Margit
15	127	18,05	7,0360	125,3723	86,46	113 Schneider, Franz
16	138	19,84	6,9556	123,9403	85,48	3 Angerer, Klaus
17	127	18,91	6,7160	119,6705	82,53	40 Gross, Michael
18	141	21,46	6,5704	117,0751	80,74	66 Kobler, Wolfgang
19	126	19,22	6,5557	116,8133	80,56	138 Trauvetter, Stefan
20	132	20,17	6,5444	116,6120	80,42	39 Graf, Harry
21	137	20,94	6,5425	116,5786	80,40	188 Schwanneke, Roland
22	136	20,85	6,5228	116,2272	80,16	162 Fischer, Wilfried
23	128	19,76	6,4777	115,4245	79,60	44 Heimerdinger, Steffen
24	135	20,96	6,4408	114,7671	79,15	136 Thurner, Helmut
25	135	21,92	6,1588	109,7408	75,68	175 Lambregts, Johan
26	113	18,65	6,0590	107,9629	74,46	140 Triebel, Kristian
27	135	22,38	6,0322	107,4852	74,13	105 Rengart, Norbert
28	111	18,56	5,9806	106,5663	73,49	94 Pantzer, Bernd
29	138	23,77	5,8056	103,4487	71,34	38 Gottwald, Michael
30	130	22,60	5,7522	102,4967	70,69	68 kreuzer, Kurt
31	141	24,59	5,7340	102,1729	70,46	77 Lennert, Adam
32	125	21,83	5,7261	102,0308	70,37	104 Remek, Claudia
33	128	22,46	5,6990	101,5489	70,03	10 Beiter, Karl
34	137	24,31	5,6355	100,4178	69,25	9 Barucha, Rudolf
35	133	24,01	5,5394	98,7040	68,07	24 Ebenhoeh, Julia
36	131	23,66	5,5368	98,6578	68,04	156 Zanardi, Annamaria
37	134	24,33	5,5076	98,1381	67,68	151 Widmann, Richard
38	130	23,82	5,4576	97,2471	67,07	74 Lechner, Heinrich
39	138	25,66	5,3780	95,8291	66,09	185 Sasabone, John
40	113	21,08	5,3605	95,5175	65,87	124 Stauber, Robert
41	135	25,28	5,3402	95,1550	65,62	23 Dufornee, Eddy
42	112	21,06	5,3181	94,7621	65,35	25 Ebenhöh, Günter
43	119	23,74	5,0126	89,3185	61,60	110 Schmidt, Bernd
44	130	26,90	4,8327	86,1125	59,39	111 Schmidt, Peter
45	131	29,76	4,4019	78,4356	54,09	21 Graßer, Werner D
46	137	32,22	4,2520	75,7653	52,25	60 Kaipf, Robert

# OPEN -- Overall Stage Results

Ironhands Level 3 2011

Printed März 20, 2011 at 18:12



## Stage 6 --

	PTS	TIME	HIT FACTOR	STAGE POINTS	STAGE PERCENT	COMPETITOR # Name
47	133	32,03	4,1524	73,9894	51,03	34 Geerts, Hans
48	117	31,07	3,7657	67,0996	46,28	75 Leitner, Günther
49	126	35,82	3,5176	62,6787	43,23	137 Toth-Pogats, Sandra
50	84	25,95	3,2370	57,6789	39,78	7 Artmann, Jan
51	120	43,97	2,7291	48,6295	33,54	76 Lemke, Klaus
52	132	48,39	2,7278	48,6064	33,52	131 Striedl, Erich D
53	133	50,49	2,6342	46,9377	32,37	187 Schmutzer, Paul
54	131	49,86	2,6274	46,8160	32,29	59 Kaiper, Willi
55	113	66,34	1,7033	30,3514	20,93	95 Papiernik, Wolfgang

# STANDARD -- Overall Stage Results

Ironhands Level 3 2011

Printed März 20, 2011 at 18:12



## Stage 6 --

	PTS	TIME	HIT FACTOR	STAGE POINTS	STAGE PERCENT	COMPETITOR # Name
1	137	15,98	8,5732	145,0000	100,00	18 Damm, Oliver
2	136	16,48	8,2524	139,5744	96,26	50 Hoermanseder, Klaus
3	133	16,97	7,8374	132,5544	91,42	86 Midgley, Gregory
4	133	17,60	7,5568	127,8095	88,14	99 Post, Gottfried
5	133	19,96	6,6633	112,6978	77,72	123 Slim, Marcel
6	129	20,66	6,2439	105,6048	72,83	32 Friedrich, Guenther
7	138	22,31	6,1856	104,6173	72,15	51 Hörzinger, Gerhard
8	132	21,89	6,0302	101,9888	70,34	193 Tutschke, Petra
9	133	22,06	6,0290	101,9695	70,32	71 Kuenzler, Oliver
10	141	24,11	5,8482	98,9113	68,21	133 Sturm, Thomas
11	140	24,55	5,7026	96,4497	66,52	130 Strasser, Elisabeth
12	132	23,28	5,6701	95,8992	66,14	43 Häubler, Uwe
13	134	23,78	5,6350	95,3053	65,73	58 Kahler, Peter
14	131	24,53	5,3404	90,3229	62,29	195 Wieder, Werner
15	129	24,24	5,3218	90,0080	62,07	63 Kieninger, Stephanie
16	136	26,30	5,1711	87,4596	60,32	146 Wagner, Josef
17	139	27,30	5,0916	86,1145	59,39	2 Aigner, Edeltraut
18	134	26,33	5,0893	86,0752	59,36	89 Mühlbacher, Hubert
19	119	24,33	4,8911	82,7235	57,05	1 Aigner, Michael
20	115	23,65	4,8626	82,2415	56,72	100 Praschinger, Edgar
21	131	27,00	4,8519	82,0600	56,59	36 Glas, Anton
22	136	28,76	4,7288	79,9787	55,16	73 Laiss, Dieter
23	127	27,04	4,6967	79,4367	54,78	172 Konings, Cor
24	122	26,06	4,6815	79,1789	54,61	90 Mulders, Rein
25	121	25,88	4,6754	79,0761	54,54	166 Henghuber, Alexander
26	129	27,67	4,6621	78,8506	54,38	168 Kaiser, Thomas
27	112	24,45	4,5808	77,4753	53,43	16 Braun, Marc
28	120	26,34	4,5558	77,0530	53,14	141 VanDeBoogaard, Desmond
29	123	27,17	4,5271	76,5667	52,80	106 Riedel, Ronald
30	137	31,00	4,4194	74,7452	51,55	174 Kwiatkowski, Roland
31	137	31,04	4,4137	74,6488	51,48	167 Holzapfel, Christian
32	131	30,08	4,3551	73,6576	50,80	41 Gruenaug, Gerd
33	129	30,03	4,2957	72,6538	50,11	149 Weisinger, Marks
34	104	24,29	4,2816	72,4152	49,94	198 Zeller, Stefan
35	125	29,37	4,2560	71,9831	49,64	22 Dudaric, Nenad
36	103	27,44	3,7536	63,4859	43,78	206 Rister, Markus
37	112	30,62	3,6577	61,8639	42,66	96 Peter, Franz
38	97	27,14	3,5741	60,4486	41,69	201 Nikitin, Oleg
39	123	35,26	3,4884	58,9993	40,69	203 Wenzel, Juergen
40	97	27,81	3,4880	58,9922	40,68	78 Lennert, Dieter
41	123	35,41	3,4736	58,7494	40,52	56 Jessat, Alexander E
42	113	32,58	3,4684	58,6613	40,46	150 Weiss, Ines
43	135	39,27	3,4377	58,1430	40,10	62 Karl, Bernhard
44	110	32,11	3,4257	57,9397	39,96	144 VanRooijen, Johan
45	139	40,76	3,4102	57,6773	39,78	202 Blendinger, Michael
46	119	37,63	3,1624	53,4856	36,89	196 Moll, Babette

# STANDARD -- Overall Stage Results

Ironhands Level 3 2011

Printed März 20, 2011 at 18:12



## Stage 6 --

	PTS	TIME	HIT FACTOR	STAGE POINTS	STAGE PERCENT	COMPETITOR # Name
47	131	42,28	3,0984	52,4035	36,14	14 Bösl, Gerhard
48	134	44,61	3,0038	50,8039	35,04	207 Grünleitner, Siegfried
49	131	44,50	2,9438	49,7892	34,34	194 Wagner, Karin
50	101	40,01	2,5244	42,6950	29,44	6 Artmann, Peter
51	125	53,38	2,3417	39,6055	27,31	93 Odörfer, Manuela
52	58	29,16	1,9890	33,6407	23,20	67 Kraus, Petra
53	51	27,46	1,8572	31,4119	21,66	69 Kriechbaum, Martin

# PRODUCTION -- Overall Stage Results

Ironhands Level 3 2011

Printed März 20, 2011 at 18:12



## Stage 6 --

	PTS	TIME	HIT FACTOR	STAGE POINTS	STAGE PERCENT	COMPETITOR # Name
1	133	18,08	7,3562	145,0000	100,00	157 Zapletal, Miroslav
2	141	19,95	7,0677	139,3128	96,08	109 Schmidt, Tino
3	137	20,20	6,7822	133,6854	92,20	132 Stryc, Michael
4	139	20,85	6,6667	131,4085	90,63	145 von der Tann, Joachim
5	118	18,49	6,3818	125,7940	86,75	79 Lentz, Arne
6	135	21,52	6,2732	123,6535	85,28	200 Blank, Andreas
7	137	22,70	6,0352	118,9623	82,04	17 Chrastny, Martin
8	133	22,05	6,0317	118,8934	82,00	170 Kendlbacher, Florian
9	127	21,11	6,0161	118,5851	81,78	139 Trautvetter, Ingo
10	125	20,99	5,9552	117,3849	80,96	19 De Bot, Adrie
11	116	19,92	5,8233	114,7846	79,16	52 Hubli, Pascal
12	127	21,94	5,7885	114,0990	78,69	199 Ziebart, Friedrich
13	110	19,19	5,7322	112,9880	77,92	57 Kahl, Michael
14	133	23,91	5,5625	109,6445	75,62	186 Schätzel, Hans
15	137	24,89	5,5042	108,4952	74,82	49 Hoiss, Michael
16	129	23,86	5,4065	106,5698	73,50	54 Husterer, Markus
17	137	25,86	5,2978	104,4256	72,02	128 Stobbe, Markus
18	135	25,88	5,2164	102,8216	70,91	160 Burkhalter, Christine
19	131	25,34	5,1697	101,9012	70,28	181 Müller, Jörg
20	137	27,51	4,9800	98,1623	67,70	12 Biereigel, Thomas
21	135	27,14	4,9742	98,0480	67,62	161 Ecke, Jakob
22	124	24,93	4,9739	98,0425	67,62	101 Prohaska, Hans-Jürgen
23	121	24,72	4,8948	96,4832	66,54	45 Heinemann, Sascha
24	121	25,03	4,8342	95,2882	65,72	81 Lohmann, Michael
25	135	28,24	4,7805	94,2289	64,99	20 Dietz, Stefan
26	105	22,81	4,6032	90,7358	62,58	135 Thiel, Frank
27	119	25,88	4,5981	90,6353	62,51	31 Freitag, Andreas
28	129	28,16	4,5810	90,2967	62,27	120 Seibold, Werner
29	129	28,45	4,5343	89,3763	61,64	125 Stern, Arno
30	137	31,02	4,4165	87,0550	60,04	205 Treiber, Erik D
31	121	27,87	4,3416	85,5782	59,02	5 Aron, Michael
32	123	28,44	4,3249	85,2492	58,79	142 van Diepen, Cees
33	127	29,49	4,3065	84,8875	58,54	48 Hoevens, Julian
34	127	29,64	4,2848	84,4579	58,25	182 Naubereit, Philipp
35	118	27,65	4,2676	84,1205	58,01	117 Schreiner, Michael
36	131	32,64	4,0135	79,1108	54,56	190 Shchekin, Oleg
37	139	35,93	3,8686	76,2557	52,59	102 Bosko, Rasovic
38	116	30,09	3,8551	75,9890	52,41	115 Schouwink, Peter
39	115	30,69	3,7471	73,8611	50,94	29 Ende, Wolfgang
40	133	37,41	3,5552	70,0775	48,33	47 Hilbig, Karl-Heinz
41	94	30,71	3,0609	60,3341	41,61	108 Schier, Hanno
42	101	34,17	2,9558	58,2628	40,18	189 Seibt, Thomas
43	121	41,43	2,9206	57,5685	39,70	180 Moyaen, Jennifer
44	123	43,24	2,8446	56,0705	38,67	35 Geist, Christian
45	70	27,28	2,5660	50,5788	34,88	72 Kuhn, Holger
46	133	52,05	2,5552	50,3670	34,74	122 Siml, Dieter

# PRODUCTION -- Overall Stage Results

Ironhands Level 3 2011

Printed März 20, 2011 at 18:12



## Stage 6 --

	PTS	TIME	HIT FACTOR	STAGE POINTS	STAGE PERCENT	COMPETITOR # Name
47	91	36,25	2,5103	49,4821	34,13	158 Barsa, Andreas
48	111	44,55	2,4916	49,1123	33,87	88 Morasch, Marco
49	89	37,17	2,3944	47,1968	32,55	169 Kaser, Petra
50	100	41,99	2,3815	46,9428	32,37	33 Fuß, Uli
51	145	66,15	2,1920	43,2069	29,80	114 Schneier, Wolfram

# MODIFIED -- Overall Stage Results

Ironhands Level 3 2011

Printed März 20, 2011 at 18:12




## Stage 6 --

	PTS	TIME	HIT FACTOR	STAGE POINTS	STAGE PERCENT	COMPETITOR # Name
1	140	17,31	8,0878	145,0000	100,00	179 Meier, Dominic
2	132	16,80	7,8571	140,8645	97,15	165 Henes, Zdenek
3	128	17,26	7,4160	132,9555	91,69	164 Helan, Vit
4	139	20,52	6,7739	121,4436	83,75	191 Sustr, Milos
5	136	20,62	6,5955	118,2462	81,55	183 Novak, Lubor
6	139	21,56	6,4471	115,5854	79,71	26 Ebert, Rene
7	140	24,76	5,6543	101,3712	69,91	70 Ksycki, Andre
8	138	33,17	4,1604	74,5883	51,44	97 Piesnack, Reinhardt
9	127	31,63	4,0152	71,9849	49,64	92 Nüsslein, Gerd
10	135	43,69	3,0900	55,3973	38,21	197 Maier, Markus
11	121	45,18	2,6782	48,0149	33,11	134 Sulkiewicz, Georg

# REVOLVER (STANDARD) -- Overall Stage Results

Ironhands Level 3 2011

Printed März 20, 2011 at 18:12



## Stage 6 --

	PTS	TIME	HIT FACTOR	STAGE POINTS	STAGE PERCENT	COMPETITOR # Name
1	134	26,36	5,0835	145,0000	100,00	171 Kolár, Milan
2	138	28,23	4,8884	139,4366	96,16	91 Nemecek, Zdenek
3	139	29,16	4,7668	135,9677	93,77	107 Safranek, Lumir
4	143	30,97	4,6174	131,7054	90,83	55 Itani, Marwan
5	113	24,92	4,5345	129,3418	89,20	126 Stettinisch, Rainer
6	135	31,96	4,2240	120,4857	83,09	173 Kroiss, Robert
7	136	34,16	3,9813	113,5611	78,32	129 Stockbauer, Janos
8	117	36,00	3,2500	92,7026	63,93	30 Freimüller, Norbert
9	0	0,00	0,0000	0,0000	0,00	121 Kahl_, Christian_
10	0	0,00	0,0000	0,0000	0,00	98 Holzwarth_, Jörg_

# OPEN -- Overall Stage Results

Ironhands Level 3 2011

Printed März 20, 2011 at 18:12



## Stage 7 --

	PTS	TIME	HIT FACTOR	STAGE POINTS	STAGE PERCENT	COMPETITOR # Name
1	43	4,64	9,2672	45,0000	100,00	152 Wilda, Christian
2	43	5,39	7,9777	38,7384	86,09	112 Schneider, Patrik
3	38	4,88	7,7869	37,8117	84,03	28 Eidenschink, Bernhard
4	41	5,27	7,7799	37,7777	83,95	176 Loch, Marijan
5	44	5,71	7,7058	37,4178	83,15	116 Schraner, Remo
6	41	5,55	7,3874	35,8718	79,72	44 Heimerdinger, Steffen
7	38	5,48	6,9343	33,6717	74,83	94 Pantzer, Bernd
8	42	6,15	6,8293	33,1617	73,69	105 Rengart, Norbert
9	42	6,32	6,6456	32,2696	71,71	188 Schwanneke, Roland
10	43	6,66	6,4565	31,3514	69,67	65 Kneringer, Mario
11	41	6,36	6,4465	31,3032	69,56	11 Betschart, Bruno
12	42	6,61	6,3540	30,8539	68,56	162 Fischer, Wilfried
13	41	6,50	6,3077	30,6290	68,06	80 Lindenmayer, Christian
14	42	6,71	6,2593	30,3941	67,54	27 Eichinger, Stephan
15	41	6,56	6,2500	30,3488	67,44	42 Haas, Peter
16	41	6,70	6,1194	29,7147	66,03	153 Winkler, Oliver
17	43	7,05	6,0993	29,6170	65,82	3 Angerer, Klaus
18	42	6,89	6,0958	29,6000	65,78	75 Leitner, Günther
19	43	7,22	5,9557	28,9197	64,27	192 Sustrova, Katerina
20	39	6,62	5,8912	28,6068	63,57	66 Kobler, Wolfgang
21	40	6,82	5,8651	28,4798	63,29	136 Thurner, Helmut
22	42	7,21	5,8252	28,2863	62,86	111 Schmidt, Peter
23	43	7,44	5,7796	28,0645	62,37	156 Zanardi, Annamaria
24	43	7,53	5,7105	27,7291	61,62	39 Graf, Harry
25	41	7,47	5,4886	26,6517	59,23	24 Ebenhoeh, Julia
26	41	7,59	5,4018	26,2304	58,29	113 Schneider, Franz
27	42	7,91	5,3097	25,7831	57,30	77 Lennert, Adam
28	42	7,97	5,2698	25,5890	56,86	104 Remek, Claudia
29	40	7,73	5,1746	25,1271	55,84	38 Gottwald, Michael
30	43	8,31	5,1745	25,1264	55,84	151 Widmann, Richard
31	34	6,58	5,1672	25,0908	55,76	148 Weber, Günther
32	39	7,62	5,1181	24,8526	55,23	40 Gross, Michael
33	42	8,29	5,0663	24,6012	54,67	74 Lechner, Heinrich
34	41	8,12	5,0493	24,5183	54,49	140 Triebel, Kristian
35	42	8,33	5,0420	24,4831	54,41	21 Graßer, Werner D
36	39	7,85	4,9682	24,1244	53,61	68 kreuzer, Kurt
37	40	8,32	4,8077	23,3453	51,88	9 Barucha, Rudolf
38	39	8,26	4,7215	22,9270	50,95	185 Sasabone, John
39	43	9,11	4,7201	22,9199	50,93	175 Lambregts, Johan
40	41	9,01	4,5505	22,0964	49,10	127 Steurer, Margit
41	42	9,62	4,3659	21,2000	47,11	137 Toth-Pogats, Sandra
42	41	9,45	4,3386	21,0676	46,82	187 Schmutzer, Paul
43	42	9,94	4,2254	20,5175	45,59	110 Schmidt, Bernd
44	35	8,35	4,1916	20,3537	45,23	76 Lemke, Klaus
45	45	10,83	4,1551	20,1765	44,84	34 Geerts, Hans
46	41	10,27	3,9922	19,3854	43,08	138 Trauvelter, Stefan

# OPEN -- Overall Stage Results

Ironhands Level 3 2011

Printed März 20, 2011 at 18:12



## Stage 7 --

	PTS	TIME	HIT FACTOR	STAGE POINTS	STAGE PERCENT	COMPETITOR # Name
47	43	10,85	3,9631	19,2442	42,76	10 Beiter, Karl
48	25	7,07	3,5361	17,1705	38,16	25 Ebenhöf, Günter
49	42	11,99	3,5029	17,0095	37,80	124 Stauber, Robert
50	39	12,46	3,1300	15,1988	33,78	7 Artmann, Jan
51	31	10,30	3,0097	14,6146	32,48	23 Dufornee, Eddy
52	39	15,53	2,5113	12,1943	27,10	60 Kaipf, Robert
53	44	17,64	2,4943	12,1120	26,92	131 Striedl, Erich D
54	33	21,17	1,5588	7,5693	16,82	95 Papiernik, Wolfgang
55	39	30,10	1,2957	6,2916	13,98	59 Kaiper, Willi

# STANDARD -- Overall Stage Results

Ironhands Level 3 2011

Printed März 20, 2011 at 18:12




## Stage 7 --

	PTS	TIME	HIT FACTOR	STAGE POINTS	STAGE PERCENT	COMPETITOR # Name
1	43	5,82	7,3883	45,0000	100,00	86 Midgley, Gregory
2	41	5,66	7,2438	44,1199	98,04	99 Post, Gottfried
3	45	7,10	6,3380	38,6030	85,78	18 Damm, Oliver
4	44	6,99	6,2947	38,3392	85,20	133 Sturm, Thomas
5	43	7,62	5,6430	34,3701	76,38	71 Kuenzler, Oliver
6	38	6,81	5,5800	33,9863	75,53	51 Hörzinger, Gerhard
7	41	7,83	5,2363	31,8925	70,87	58 Kahler, Peter
8	39	7,74	5,0388	30,6896	68,20	1 Aigner, Michael
9	44	8,92	4,9327	30,0438	66,76	43 Häubler, Uwe
10	41	8,40	4,8810	29,7284	66,06	193 Tutschke, Petra
11	42	8,75	4,8000	29,2353	64,97	50 Hoermanseder, Klaus
12	44	9,39	4,6858	28,5400	63,42	146 Wagner, Josef
13	43	10,10	4,2574	25,9307	57,62	100 Praschinger, Edgar
14	41	9,64	4,2531	25,9044	57,57	123 Slim, Marcel
15	42	9,95	4,2211	25,7095	57,13	141 VanDeBoogaard, Desmond
16	41	9,73	4,2138	25,6648	57,03	32 Friedrich, Guenther
17	45	10,81	4,1628	25,3544	56,34	201 Nikitin, Oleg
18	43	10,48	4,1031	24,9905	55,53	106 Riedel, Ronald
19	41	10,47	3,9160	23,8509	53,00	195 Wieder, Werner
20	42	11,05	3,8009	23,1502	51,44	130 Strasser, Elisabeth
21	42	11,24	3,7367	22,7588	50,58	207 Grünleitner, Siegfried
22	37	9,95	3,7186	22,6488	50,33	167 Holzapfel, Christian
23	39	10,52	3,7072	22,5796	50,18	78 Lennert, Dieter
24	43	11,84	3,6318	22,1199	49,16	149 Weisinger, MarkS
25	45	12,49	3,6029	21,9441	48,76	14 Bösl, Gerhard
26	39	11,07	3,5230	21,4577	47,68	96 Peter, Franz
27	39	11,33	3,4422	20,9653	46,59	73 Laiss, Dieter
28	40	12,08	3,3113	20,1679	44,82	144 VanRooijen, Johan
29	37	11,18	3,3095	20,1570	44,79	206 Rister, Markus
30	43	13,09	3,2850	20,0076	44,46	172 Konings, Cor
31	43	13,28	3,2380	19,7214	43,83	166 Henghuber, Alexander
32	39	12,18	3,2020	19,5022	43,34	174 Kwiatkowski, Roland
33	39	12,28	3,1759	19,3434	42,99	168 Kaiser, Thomas
34	38	11,99	3,1693	19,3033	42,90	90 Mulders, Rein
35	35	11,57	3,0251	18,4248	40,94	36 Glas, Anton
36	23	7,74	2,9716	18,0990	40,22	63 Kieninger, Stephanie
37	24	8,80	2,7273	16,6110	36,91	89 Mühlbacher, Hubert
38	39	14,52	2,6860	16,3593	36,35	67 Kraus, Petra
39	44	16,60	2,6506	16,1440	35,88	194 Wagner, Karin
40	35	13,52	2,5888	15,7673	35,04	150 Weiss, Ines
41	35	13,61	2,5716	15,6631	34,81	56 Jessat, Alexander E
42	43	17,18	2,5029	15,2445	33,88	202 Blendinger, Michael
43	39	19,40	2,0103	12,2442	27,21	16 Braun, Marc
44	38	19,14	1,9854	12,0923	26,87	2 Aigner, Edeltraut
45	27	13,68	1,9737	12,0211	26,71	22 Dudaric, Nenad
46	45	23,94	1,8797	11,4487	25,44	6 Artmann, Peter

# STANDARD -- Overall Stage Results

Ironhands Level 3 2011

Printed März 20, 2011 at 18:12



## Stage 7 --

	PTS	TIME	HIT FACTOR	STAGE POINTS	STAGE PERCENT	COMPETITOR # Name
47	31	17,26	1,7961	10,9393	24,31	198 Zeller, Stefan
48	41	23,21	1,7665	10,7591	23,91	41 Gruenaug, Gerd
49	33	20,77	1,5888	9,6771	21,50	69 Kriechbaum, Martin
50	39	29,61	1,3171	8,0222	17,83	203 Wenzel, Juergen
51	37	31,52	1,1739	7,1496	15,89	93 Odörfer, Manuela
52	30	31,22	0,9609	5,8527	13,01	62 Karl, Bernhard
53	0	28,07	0,0000	0,0000	0,00	196 Moll, Babette

# PRODUCTION -- Overall Stage Results

Ironhands Level 3 2011

Printed März 20, 2011 at 18:12




## Stage 7 --

	PTS	TIME	HIT FACTOR	STAGE POINTS	STAGE PERCENT	COMPETITOR # Name
1	41	6,13	6,6884	45,0000	100,00	57 Kahl, Michael
2	41	6,62	6,1934	41,6692	92,60	79 Lentz, Arne
3	35	5,75	6,0870	40,9533	91,01	157 Zapletal, Miroslav
4	37	6,53	5,6662	38,1222	84,72	109 Schmidt, Tino
5	41	7,29	5,6241	37,8395	84,09	19 De Bot, Adrie
6	43	7,68	5,5990	37,6701	83,71	52 Hubli, Pascal
7	41	7,90	5,1899	34,9177	77,59	54 Husterer, Markus
8	41	7,91	5,1833	34,8736	77,50	181 Müller, Jörg
9	37	7,16	5,1676	34,7678	77,26	132 Stryc, Michael
10	41	8,35	4,9102	33,0359	73,41	160 Burkhalter, Christine
11	39	8,02	4,8628	32,7174	72,71	5 Aron, Michael
12	43	8,93	4,8152	32,3971	71,99	135 Thiel, Frank
13	39	8,29	4,7045	31,6519	70,34	170 Kendlbacher, Florian
14	39	8,33	4,6819	31,4999	70,00	49 Hoiss, Michael
15	43	9,34	4,6039	30,9750	68,83	161 Ecke, Jakob
16	37	8,08	4,5792	30,8091	68,46	101 Prohaska, Hans-Jürgen
17	39	8,56	4,5561	30,6535	68,12	145 von der Tann, Joachim
18	43	10,09	4,2616	28,6726	63,72	102 Bosko, Rasovic
19	43	10,42	4,1267	27,7645	61,70	128 Stobbe, Markus
20	37	9,02	4,1020	27,5984	61,33	17 Chrastny, Martin
21	39	9,81	3,9755	26,7476	59,44	186 Schätzel, Hans
22	37	9,48	3,9030	26,2593	58,35	125 Stern, Arno
23	41	10,58	3,8752	26,0728	57,94	120 Seibold, Werner
24	37	9,66	3,8302	25,7700	57,27	117 Schreiner, Michael
25	35	9,37	3,7353	25,1315	55,85	29 Ende, Wolfgang
26	43	11,93	3,6044	24,2503	53,89	200 Blank, Andreas
27	41	11,41	3,5933	24,1762	53,72	190 Shchekin, Oleg
28	37	11,11	3,3303	22,4066	49,79	12 Biereigel, Thomas
29	35	11,07	3,1617	21,2721	47,27	182 Naubereit, Philipp
30	37	11,75	3,1489	21,1862	47,08	108 Schier, Hanno
31	43	13,91	3,0913	20,7984	46,22	48 Hoevens, Julian
32	36	12,05	2,9876	20,1004	44,67	45 Heinemann, Sascha
33	41	13,94	2,9412	19,7884	43,97	20 Dietz, Stefan
34	37	12,62	2,9319	19,7257	43,83	72 Kuhn, Holger
35	37	13,09	2,8266	19,0174	42,26	139 Trautvetter, Ingo
36	35	12,54	2,7911	18,7784	41,73	31 Freitag, Andreas
37	37	13,43	2,7550	18,5359	41,19	115 Schouwink, Peter
38	33	13,12	2,5152	16,9227	37,61	122 Siml, Dieter
39	35	14,34	2,4407	16,4213	36,49	142 van Diepen, Cees
40	35	14,74	2,3745	15,9757	35,50	169 Kaser, Petra
41	39	16,77	2,3256	15,6466	34,77	88 Morasch, Marco
42	45	20,37	2,2091	14,8631	33,03	114 Schneier, Wolfram
43	41	19,34	2,1200	14,2632	31,70	81 Lohmann, Michael
44	37	18,78	1,9702	13,2555	29,46	180 Moyer, Jennifer
45	39	20,09	1,9413	13,0609	29,02	205 Treiber, Erik D
46	37	19,53	1,8945	12,7464	28,33	33 Fuß, Uli

# PRODUCTION -- Overall Stage Results

Ironhands Level 3 2011

Printed März 20, 2011 at 18:12



## Stage 7 --

	PTS	TIME	HIT FACTOR	STAGE POINTS	STAGE PERCENT	COMPETITOR # Name
47	35	19,71	1,7757	11,9473	26,55	35 Geist, Christian
48	31	18,74	1,6542	11,1296	24,73	47 Hilbig, Karl-Heinz
49	20	12,33	1,6221	10,9133	24,25	158 Barsa, Andreas
50	14	22,48	0,6228	4,1901	9,31	189 Seibt, Thomas
51	0	15,01	0,0000	0,0000	0,00	199 Ziebart, Friedrich

# MODIFIED -- Overall Stage Results

Ironhands Level 3 2011

Printed März 20, 2011 at 18:12




## Stage 7 --

	PTS	TIME	HIT FACTOR	STAGE POINTS	STAGE PERCENT	COMPETITOR # Name
1	44	5,25	8,3810	45,0000	100,00	165 Henes, Zdenek
2	44	5,90	7,4576	40,0424	88,98	179 Meier, Dominic
3	40	5,39	7,4212	39,8465	88,55	164 Helan, Vit
4	42	5,87	7,1550	38,4176	85,37	70 Ksycki, Andre
5	43	6,84	6,2865	33,7545	75,01	26 Ebert, Rene
6	39	7,08	5,5085	29,5768	65,73	191 Sustr, Milos
7	41	7,93	5,1702	27,7607	61,69	183 Novak, Lubor
8	42	12,18	3,4483	18,5149	41,14	97 Piesnack, Reinhardt
9	39	11,80	3,3051	17,7460	39,44	134 Sulkiewicz, Georg
10	37	11,21	3,3006	17,7221	39,38	92 Nüsslein, Gerd
11	43	21,80	1,9725	10,5909	23,54	197 Maier, Markus

# REVOLVER (STANDARD) -- Overall Stage Results

Ironhands Level 3 2011

Printed März 20, 2011 at 18:12



## Stage 7 --

	PTS	TIME	HIT FACTOR	STAGE POINTS	STAGE PERCENT	COMPETITOR # Name
1	43	12,19	3,5275	45,0000	100,00	98 Holzwarth_, Jörg_
2	41	11,80	3,4746	44,3251	98,50	55 Itani, Marwan
3	42	12,63	3,3254	42,4222	94,27	91 Nemecek, Zdenek
4	41	12,75	3,2157	41,0224	91,16	171 Kolár, Milan
5	42	13,30	3,1579	40,2852	89,52	107 Safranek, Lumir
6	41	13,97	2,9349	37,4399	83,20	129 Stockbauer, Janos
7	40	16,23	2,4646	31,4405	69,87	121 Kahl_, Christian_
8	42	17,33	2,4235	30,9171	68,70	173 Kroiss, Robert
9	17	17,18	0,9895	12,6233	28,05	30 Freimüller, Norbert
10	16	34,72	0,4608	5,8788	13,06	126 Stettmisch, Rainer

# OPEN -- Overall Stage Results

Ironhands Level 3 2011

Printed März 20, 2011 at 18:12



## Stage 8 --

	PTS	TIME	HIT FACTOR	STAGE POINTS	STAGE PERCENT	COMPETITOR # Name
1	80	11,58	6,9085	80,0000	100,00	112 Schneider, Patrik
2	78	11,73	6,6496	77,0026	96,25	116 Schraner, Remo
3	77	11,72	6,5700	76,0802	95,10	176 Loch, Marijan
4	77	11,75	6,5532	75,8860	94,86	65 Kneringer, Mario
5	77	11,75	6,5532	75,8860	94,86	148 Weber, Günther
6	78	12,37	6,3056	73,0186	91,27	153 Winkler, Oliver
7	76	12,49	6,0849	70,4628	88,08	28 Eidenschink, Bernhard
8	71	11,81	6,0119	69,6173	87,02	27 Eichinger, Stephan
9	73	12,16	6,0033	69,5181	86,90	136 Thurner, Helmut
10	78	13,21	5,9046	68,3755	85,47	42 Haas, Peter
11	76	12,89	5,8960	68,2762	85,35	23 Dufornee, Eddy
12	77	13,17	5,8466	67,7039	84,63	113 Schneider, Franz
13	73	12,83	5,6898	65,8878	82,36	192 Sustrova, Katerina
14	74	13,41	5,5183	63,9016	79,88	127 Steurer, Margit
15	74	13,52	5,4734	63,3817	79,23	110 Schmidt, Bernd
16	73	13,43	5,4356	62,9442	78,68	11 Betschart, Bruno
17	70	12,94	5,4096	62,6430	78,30	39 Graf, Harry
18	71	13,45	5,2788	61,1286	76,41	66 Kobler, Wolfgang
19	73	13,83	5,2784	61,1236	76,40	68 kreuzer, Kurt
20	72	13,79	5,2212	60,4612	75,58	24 Ebenhoeh, Julia
21	68	13,12	5,1829	60,0183	75,02	162 Fischer, Wilfried
22	72	14,05	5,1246	59,3423	74,18	124 Stauber, Robert
23	71	14,04	5,0570	58,5598	73,20	75 Leitner, Günther
24	72	14,29	5,0385	58,3457	72,93	40 Gross, Michael
25	68	13,58	5,0074	57,9853	72,48	44 Heimerdinger, Steffen
26	74	14,89	4,9698	57,5500	71,94	138 Trauvelter, Stefan
27	78	15,79	4,9398	57,2033	71,50	9 Barucha, Rudolf
28	73	14,82	4,9258	57,0405	71,30	105 Rengart, Norbert
29	74	15,11	4,8974	56,7121	70,89	111 Schmidt, Peter
30	69	14,13	4,8832	56,5478	70,68	188 Schwanneke, Roland
31	57	11,71	4,8676	56,3672	70,46	80 Lindenmayer, Christian
32	57	11,72	4,8635	56,3191	70,40	3 Angerer, Klaus
33	75	15,70	4,7771	55,3185	69,15	104 Remek, Claudia
34	77	16,14	4,7708	55,2454	69,06	77 Lennert, Adam
35	74	15,80	4,6835	54,2354	67,79	156 Zanardi, Annamaria
36	73	15,61	4,6765	54,1537	67,69	38 Gottwald, Michael
37	75	16,11	4,6555	53,9106	67,39	185 Sasabone, John
38	73	15,77	4,6290	53,6043	67,01	175 Lambregts, Johan
39	73	15,89	4,5941	53,1995	66,50	21 Graßer, Werner D
40	63	14,02	4,4936	52,0357	65,04	140 Triebel, Kristian
41	73	16,45	4,4377	51,3884	64,24	10 Beiter, Karl
42	65	14,71	4,4188	51,1693	63,96	25 Ebenhöh, Günter
43	63	14,35	4,3902	50,8390	63,55	76 Lemke, Klaus
44	76	17,43	4,3603	50,4923	63,12	151 Widmann, Richard
45	77	18,37	4,1916	48,5389	60,67	34 Geerts, Hans
46	78	19,17	4,0689	47,1174	58,90	60 Kaipf, Robert

# OPEN -- Overall Stage Results

Ironhands Level 3 2011

Printed März 20, 2011 at 18:12




## Stage 8 --

	PTS	TIME	HIT FACTOR	STAGE POINTS	STAGE PERCENT	COMPETITOR # Name
47	72	18,24	3,9474	45,7105	57,14	137 Toth-Pogats, Sandra
48	48	12,40	3,8710	44,8258	56,03	94 Pantzer, Bernd
49	56	15,02	3,7284	43,1744	53,97	74 Lechner, Heinrich
50	76	20,64	3,6822	42,6395	53,30	152 Wilda, Christian
51	60	16,57	3,6210	41,9312	52,41	187 Schmutzer, Paul
52	70	20,66	3,3882	39,2352	49,04	7 Artmann, Jan
53	69	25,70	2,6848	31,0903	38,86	59 Kaiper, Willi
54	79	30,28	2,6090	30,2120	37,77	131 Striedl, Erich D
55	24	33,82	0,7096	8,2176	10,27	95 Papiernik, Wolfgang

# STANDARD -- Overall Stage Results

Ironhands Level 3 2011

Printed März 20, 2011 at 18:12



## Stage 8 --

	PTS	TIME	HIT FACTOR	STAGE POINTS	STAGE PERCENT	COMPETITOR # Name
1	75	11,03	6,7996	80,0000	100,00	18 Damm, Oliver
2	78	12,98	6,0092	70,7008	88,38	86 Midgley, Gregory
3	74	13,06	5,6662	66,6642	83,33	123 Slim, Marcel
4	74	13,96	5,3009	62,3664	77,96	99 Post, Gottfried
5	76	14,52	5,2342	61,5816	76,98	133 Sturm, Thomas
6	72	13,85	5,1986	61,1627	76,45	50 Hoermanseder, Klaus
7	73	14,30	5,1049	60,0608	75,08	193 Tutschke, Petra
8	64	13,04	4,9080	57,7440	72,18	71 Kuenzler, Oliver
9	78	17,48	4,4622	52,4998	65,62	22 Dudaric, Nenad
10	71	16,29	4,3585	51,2792	64,10	58 Kahler, Peter
11	62	14,28	4,3417	51,0820	63,85	51 Hörzinger, Gerhard
12	74	17,38	4,2578	50,0941	62,62	146 Wagner, Josef
13	72	17,10	4,2105	49,5382	61,92	2 Aigner, Edeltraut
14	73	17,46	4,1810	49,1907	61,49	130 Strasser, Elisabeth
15	69	16,86	4,0925	48,1499	60,19	63 Kieninger, Stephanie
16	76	18,69	4,0663	47,8419	59,80	73 Laiss, Dieter
17	69	17,08	4,0398	47,5297	59,41	90 Mulders, Rein
18	66	16,42	4,0195	47,2906	59,11	206 Rister, Markus
19	69	17,17	4,0186	47,2806	59,10	43 Häußler, Uwe
20	74	18,65	3,9678	46,6828	58,35	166 Henghuber, Alexander
21	68	17,15	3,9650	46,6497	58,31	141 VanDeBoogaard, Desmond
22	70	17,78	3,9370	46,3202	57,90	78 Lennert, Dieter
23	73	18,81	3,8809	45,6603	57,08	198 Zeller, Stefan
24	74	19,11	3,8723	45,5591	56,95	201 Nikitin, Oleg
25	74	19,68	3,7602	44,2396	55,30	106 Riedel, Ronald
26	77	20,68	3,7234	43,8071	54,76	100 Praschinger, Edgar
27	64	17,66	3,6240	42,6377	53,30	167 Holzapfel, Christian
28	62	17,27	3,5900	42,2380	52,80	36 Glas, Anton
29	62	17,41	3,5612	41,8984	52,37	195 Wieder, Werner
30	74	20,86	3,5475	41,7370	52,17	174 Kwiatkowski, Roland
31	68	19,23	3,5361	41,6039	52,00	150 Weiss, Ines
32	62	17,63	3,5167	41,3755	51,72	144 VanRooijen, Johan
33	56	16,40	3,4146	40,1743	50,22	16 Braun, Marc
34	72	21,30	3,3803	39,7701	49,71	1 Aigner, Michael
35	56	16,62	3,3694	39,6425	49,55	89 Mühlbacher, Hubert
36	77	23,38	3,2934	38,7481	48,44	207 Grünleitner, Siegfried
37	57	17,55	3,2479	38,2122	47,77	41 Gruenaug, Gerd
38	63	20,18	3,1219	36,7302	45,91	96 Peter, Franz
39	72	24,42	2,9484	34,6889	43,36	172 Konings, Cor
40	53	18,36	2,8867	33,9631	42,45	168 Kaiser, Thomas
41	57	19,86	2,8701	33,7676	42,21	149 Weisinger, Marks
42	40	13,96	2,8653	33,7116	42,14	32 Friedrich, Guenther
43	64	23,72	2,6981	31,7446	39,68	56 Jessat, Alexander E
44	66	24,74	2,6677	31,3869	39,23	62 Karl, Bernhard
45	64	24,40	2,6230	30,8599	38,57	67 Kraus, Petra
46	76	29,79	2,5512	30,0156	37,52	194 Wagner, Karin

# STANDARD -- Overall Stage Results

Ironhands Level 3 2011

Printed März 20, 2011 at 18:12



## Stage 8 --

	PTS	TIME	HIT FACTOR	STAGE POINTS	STAGE PERCENT	COMPETITOR # Name
47	66	26,83	2,4599	28,9419	36,18	196 Moll, Babette
48	50	21,39	2,3375	27,5019	34,38	69 Kriechbaum, Martin
49	66	28,34	2,3289	27,3999	34,25	6 Artmann, Peter
50	76	33,10	2,2961	27,0141	33,77	93 Odörfer, Manuela
51	58	31,51	1,8407	21,6563	27,07	203 Wenzel, Juergen
52	40	23,28	1,7182	20,2153	25,27	202 Blendinger, Michael
53	36	27,57	1,3058	15,3628	19,20	14 Bösl, Gerhard

# PRODUCTION -- Overall Stage Results

Ironhands Level 3 2011

Printed März 20, 2011 at 18:12




## Stage 8 --

	PTS	TIME	HIT FACTOR	STAGE POINTS	STAGE PERCENT	COMPETITOR # Name
1	76	12,71	5,9795	80,0000	100,00	79 Lentz, Arne
2	72	12,69	5,6738	75,9089	94,89	157 Zapletal, Miroslav
3	76	13,63	5,5759	74,6001	93,25	52 Hubli, Pascal
4	76	13,77	5,5192	73,8417	92,30	132 Stryc, Michael
5	74	13,76	5,3779	71,9507	89,94	109 Schmidt, Tino
6	80	15,49	5,1646	69,0972	86,37	135 Thiel, Frank
7	76	14,87	5,1110	68,3793	85,47	19 De Bot, Adrie
8	70	13,74	5,0946	68,1606	85,20	57 Kahl, Michael
9	74	14,64	5,0546	67,6258	84,53	170 Kendlbacher, Florian
10	74	14,71	5,0306	67,3040	84,13	5 Aron, Michael
11	68	13,63	4,9890	66,7475	83,43	139 Trautvetter, Ingo
12	80	16,67	4,7990	64,2061	80,26	160 Burkhalter, Christine
13	66	14,10	4,6809	62,6249	78,28	81 Lohmann, Michael
14	72	15,47	4,6542	62,2679	77,83	54 Husterer, Markus
15	64	13,88	4,6110	61,6897	77,11	145 von der Tann, Joachim
16	74	16,28	4,5455	60,8134	76,02	200 Blank, Andreas
17	72	16,49	4,3663	58,4163	73,02	128 Stobbe, Markus
18	63	14,63	4,3062	57,6127	72,02	101 Prohaska, Hans-Jürgen
19	70	16,29	4,2971	57,4909	71,86	102 Bosko, Rasovic
20	62	14,62	4,2408	56,7370	70,92	49 Hoiss, Michael
21	68	16,12	4,2184	56,4372	70,55	181 Müller, Jörg
22	64	15,21	4,2078	56,2954	70,37	115 Schouwink, Peter
23	76	18,58	4,0904	54,7255	68,41	117 Schreiner, Michael
24	68	16,66	4,0816	54,6079	68,26	17 Chrastny, Martin
25	70	17,31	4,0439	54,1032	67,63	125 Stern, Arno
26	74	18,47	4,0065	53,6027	67,00	108 Schier, Hanno
27	66	16,81	3,9262	52,5289	65,66	182 Naubereit, Philipp
28	76	19,72	3,8540	51,5619	64,45	45 Heinemann, Sascha
29	66	17,13	3,8529	51,5476	64,43	12 Biereigel, Thomas
30	72	18,81	3,8278	51,2113	64,01	186 Schätzkel, Hans
31	70	18,46	3,7920	50,7327	63,42	20 Dietz, Stefan
32	68	18,37	3,7017	49,5247	61,91	190 Shchekin, Oleg
33	64	17,53	3,6509	48,8450	61,06	142 van Diepen, Cees
34	74	20,31	3,6435	48,7465	60,93	205 Treiber, Erik D
35	64	18,03	3,5496	47,4904	59,36	31 Freitag, Andreas
36	66	19,31	3,4179	45,7281	57,16	29 Ende, Wolfgang
37	51	15,93	3,2015	42,8328	53,54	199 Ziebart, Friedrich
38	57	18,30	3,1148	41,6721	52,09	120 Seibold, Werner
39	72	24,11	2,9863	39,9537	49,94	180 Moyen, Jennifer
40	74	25,94	2,8527	38,1666	47,71	169 Kaser, Petra
41	74	26,39	2,8041	37,5158	46,89	47 Hilbig, Karl-Heinz
42	68	24,51	2,7744	37,1183	46,40	72 Kuhn, Holger
43	74	28,17	2,6269	35,1453	43,93	88 Morasch, Marco
44	56	21,58	2,5950	34,7183	43,40	158 Barsa, Andreas
45	64	27,68	2,3121	30,9340	38,67	35 Geist, Christian
46	39	17,04	2,2887	30,6208	38,28	161 Ecke, Jakob

# PRODUCTION -- Overall Stage Results

Ironhands Level 3 2011

Printed März 20, 2011 at 18:12



## Stage 8 --

	PTS	TIME	HIT FACTOR	STAGE POINTS	STAGE PERCENT	COMPETITOR # Name
47	49	21,76	2,2518	30,1272	37,66	33 Fuß, Uli
48	38	19,33	1,9659	26,3011	32,88	48 Hoevens, Julian
49	53	27,50	1,9273	25,7849	32,23	189 Seibt, Thomas
50	78	43,28	1,8022	24,1118	30,14	114 Schneier, Wolfram
51	23	20,32	1,1319	15,1435	18,93	122 Siml, Dieter

# MODIFIED -- Overall Stage Results

Ironhands Level 3 2011

Printed März 20, 2011 at 18:12




## Stage 8 --

	PTS	TIME	HIT FACTOR	STAGE POINTS	STAGE PERCENT	COMPETITOR # Name
1	73	11,61	6,2877	80,0000	100,00	70 Ksycki, Andre
2	73	11,89	6,1396	78,1161	97,65	179 Meier, Dominic
3	70	11,44	6,1189	77,8523	97,32	165 Henes, Zdenek
4	70	11,47	6,1029	77,6487	97,06	164 Helan, Vit
5	75	14,28	5,2521	66,8240	83,53	26 Ebert, Rene
6	73	14,49	5,0380	64,0994	80,12	191 Sustr, Milos
7	73	14,62	4,9932	63,5294	79,41	183 Novak, Lubor
8	77	18,84	4,0870	52,0007	65,00	97 Piesnack, Reinhardt
9	70	21,41	3,2695	41,5988	52,00	134 Sulkiewicz, Georg
10	66	20,32	3,2480	41,3256	51,66	92 Nüsslein, Gerd
11	61	27,63	2,2077	28,0898	35,11	197 Maier, Markus

# REVOLVER (STANDARD) -- Overall Stage Results

Ironhands Level 3 2011

Printed März 20, 2011 at 18:12



## Stage 8 --

	PTS	TIME	HIT FACTOR	STAGE POINTS	STAGE PERCENT	COMPETITOR # Name
1	78	15,51	5,0290	80,0000	100,00	91 Nemecek, Zdenek
2	76	16,82	4,5184	71,8778	89,85	173 Kroiss, Robert
3	75	16,66	4,5018	71,6133	89,52	171 Kolár, Milan
4	74	16,75	4,4179	70,2788	87,85	55 Itani, Marwan
5	72	17,30	4,1618	66,2054	82,76	121 Kahl_, Christian_
6	75	18,60	4,0323	64,1439	80,18	107 Safranek, Lumir
7	75	21,33	3,5162	55,9342	69,92	30 Freimüller, Norbert
8	77	25,33	3,0399	48,3574	60,45	129 Stockbauer, Janos
9	76	26,07	2,9152	46,3746	57,97	126 Stettensch, Rainer
10	78	28,65	2,7225	43,3089	54,14	98 Holzwarth_, Jörg_

# OPEN -- Overall Stage Results

Ironhands Level 3 2011

Printed März 20, 2011 at 18:12



## Stage 9 --

	PTS	TIME	HIT FACTOR	STAGE POINTS	STAGE PERCENT	COMPETITOR # Name
1	154	22,55	6,8293	160,0000	100,00	116 Schraner, Remo
2	152	22,79	6,6696	156,2590	97,66	148 Weber, Günther
3	153	23,07	6,6320	155,3780	97,11	152 Wilda, Christian
4	129	19,86	6,4955	152,1795	95,11	28 Eidenschink, Bernhard
5	149	23,33	6,3866	149,6295	93,52	113 Schneider, Franz
6	142	22,39	6,3421	148,5867	92,87	136 Thurner, Helmut
7	151	24,33	6,2063	145,4054	90,88	176 Loch, Marijan
8	144	23,75	6,0632	142,0511	88,78	153 Winkler, Oliver
9	149	24,78	6,0129	140,8740	88,05	44 Heimerdinger, Steffen
10	133	22,63	5,8772	137,6933	86,06	80 Lindenmayer, Christian
11	152	25,95	5,8574	137,2309	85,77	3 Angerer, Klaus
12	154	26,77	5,7527	134,7777	84,24	65 Kneringer, Mario
13	143	25,03	5,7131	133,8508	83,66	192 Sustrova, Katerina
14	148	26,02	5,6879	133,2601	83,29	40 Gross, Michael
15	148	26,02	5,6879	133,2601	83,29	11 Betschart, Bruno
16	136	23,95	5,6785	133,0391	83,15	42 Haas, Peter
17	127	22,82	5,5653	130,3869	81,49	112 Schneider, Patrik
18	154	28,22	5,4571	127,8526	79,91	105 Rengart, Norbert
19	150	29,32	5,1160	119,8597	74,91	162 Fischer, Wilfried
20	138	27,17	5,0791	118,9968	74,37	27 Eichinger, Stephan
21	148	30,02	4,9300	115,5039	72,19	127 Steurer, Margit
22	127	25,86	4,9111	115,0591	71,91	39 Graf, Harry
23	138	28,53	4,8370	113,3243	70,83	188 Schwanneke, Roland
24	140	29,14	4,8044	112,5601	70,35	111 Schmidt, Peter
25	121	25,28	4,7864	112,1383	70,09	140 Triebel, Kristian
26	150	31,74	4,7259	110,7210	69,20	156 Zanardi, Annamaria
27	142	30,80	4,6104	108,0148	67,51	104 Remek, Claudia
28	135	29,33	4,6028	107,8369	67,40	110 Schmidt, Bernd
29	141	31,05	4,5411	106,3906	66,49	25 Ebenhöf, Günter
30	149	33,93	4,3914	102,8841	64,30	77 Lennert, Adam
31	111	25,61	4,3342	101,5452	63,47	23 Dufornee, Eddy
32	151	35,16	4,2947	100,6176	62,89	175 Lambregts, Johan
33	137	33,00	4,1515	97,2641	60,79	66 Kobler, Wolfgang
34	115	28,08	4,0954	95,9503	59,97	74 Lechner, Heinrich
35	156	38,95	4,0051	93,8346	58,65	9 Barucha, Rudolf
36	132	33,48	3,9427	92,3707	57,73	185 Sasabone, John
37	122	31,08	3,9254	91,9654	57,48	68 kreuzer, Kurt
38	152	40,28	3,7736	88,4097	55,26	34 Geerts, Hans
39	131	36,68	3,5714	83,6735	52,30	38 Gottwald, Michael
40	138	38,84	3,5530	83,2426	52,03	24 Ebenhoeh, Julia
41	143	40,97	3,4904	81,7741	51,11	151 Widmann, Richard
42	121	35,26	3,4317	80,3987	50,25	124 Stauber, Robert
43	94	29,15	3,2247	75,5501	47,22	75 Leitner, Günther
44	117	36,46	3,2090	75,1822	46,99	21 Graßer, Werner D
45	115	35,88	3,2051	75,0916	46,93	187 Schmutzer, Paul
46	93	29,70	3,1313	73,3622	45,85	94 Pantzer, Bernd

# OPEN -- Overall Stage Results

Ironhands Level 3 2011

Printed März 20, 2011 at 18:12




## Stage 9 --

	PTS	TIME	HIT FACTOR	STAGE POINTS	STAGE PERCENT	COMPETITOR # Name
47	120	47,36	2,5338	59,3629	37,10	60 Kaipf, Robert
48	100	39,50	2,5316	59,3128	37,07	7 Artmann, Jan
49	142	56,32	2,5213	59,0706	36,92	76 Lemke, Klaus
50	99	39,37	2,5146	58,9136	36,82	10 Beiter, Karl
51	83	33,18	2,5015	58,6067	36,63	138 Trauветter, Stefan
52	117	46,85	2,4973	58,5089	36,57	131 Striedl, Erich D
53	119	66,77	1,7822	41,7553	26,10	95 Papiernik, Wolfgang
54	107	60,73	1,7619	41,2787	25,80	59 Kaiper, Willi
55	107	86,09	1,2429	29,1190	18,20	137 Toth-Pogats, Sandra

# STANDARD -- Overall Stage Results

Ironhands Level 3 2011

Printed März 20, 2011 at 18:12



## Stage 9 --

	PTS	TIME	HIT FACTOR	STAGE POINTS	STAGE PERCENT	COMPETITOR # Name
1	148	22,93	6,4544	160,0000	100,00	86 Midgley, Gregory
2	145	23,52	6,1650	152,8245	95,52	18 Damm, Oliver
3	151	31,87	4,7380	117,4511	73,41	133 Sturm, Thomas
4	129	27,25	4,7339	117,3507	73,34	71 Kuenzler, Oliver
5	136	29,44	4,6196	114,5153	71,57	99 Post, Gottfried
6	144	31,75	4,5354	112,4297	70,27	51 Hörzinger, Gerhard
7	97	23,48	4,1312	102,4085	64,01	50 Hoermanseder, Klaus
8	151	37,32	4,0461	100,2992	62,69	1 Aigner, Michael
9	128	32,01	3,9988	99,1258	61,95	32 Friedrich, Guenther
10	147	36,96	3,9773	98,5934	61,62	130 Strasser, Elisabeth
11	146	39,12	3,7321	92,5159	57,82	141 VanDeBoogaard, Desmond
12	148	39,88	3,7111	91,9960	57,50	89 Mühlbacher, Hubert
13	138	37,49	3,6810	91,2486	57,03	63 Kieninger, Stephanie
14	142	39,71	3,5759	88,6443	55,40	195 Wieder, Werner
15	153	42,94	3,5631	88,3266	55,20	146 Wagner, Josef
16	146	41,41	3,5257	87,3997	54,62	2 Aigner, Edeltraut
17	152	43,43	3,4999	86,7593	54,22	144 VanRooijen, Johan
18	138	39,52	3,4919	86,5614	54,10	43 Häußler, Uwe
19	113	32,81	3,4441	85,3758	53,36	58 Kahler, Peter
20	115	33,62	3,4206	84,7935	53,00	100 Praschinger, Edgar
21	140	41,26	3,3931	84,1126	52,57	106 Riedel, Ronald
22	113	33,46	3,3772	83,7172	52,32	123 Slim, Marcel
23	133	41,56	3,2002	79,3302	49,58	193 Tutschke, Petra
24	142	45,80	3,1004	76,8573	48,04	168 Kaiser, Thomas
25	134	43,45	3,0840	76,4500	47,78	206 Rister, Markus
26	117	38,82	3,0139	74,7124	46,70	174 Kwiatkowski, Roland
27	111	37,11	2,9911	74,1471	46,34	36 Glas, Anton
28	115	38,51	2,9862	74,0264	46,27	22 Dudaric, Nenad
29	144	48,57	2,9648	73,4948	45,93	96 Peter, Franz
30	157	53,13	2,9550	73,2524	45,78	201 Nikitin, Oleg
31	126	43,19	2,9173	72,3185	45,20	73 Laiss, Dieter
32	123	43,44	2,8315	70,1904	43,87	90 Mulders, Rein
33	94	33,81	2,7802	68,9200	43,07	16 Braun, Marc
34	136	48,93	2,7795	68,9011	43,06	149 Weisinger, MarkS
35	118	43,70	2,7002	66,9365	41,84	167 Holzapfel, Christian
36	123	45,92	2,6786	66,3996	41,50	207 Grünleitner, Siegfried
37	121	45,29	2,6717	66,2286	41,39	150 Weiss, Ines
38	98	37,07	2,6436	65,5339	40,96	41 Gruenaug, Gerd
39	113	44,34	2,5485	63,1750	39,48	69 Kriechbaum, Martin
40	100	39,81	2,5119	62,2688	38,92	166 Henghuber, Alexander
41	111	44,41	2,4994	61,9590	38,72	198 Zeller, Stefan
42	150	60,90	2,4631	61,0571	38,16	62 Karl, Bernhard
43	154	63,95	2,4081	59,6956	37,31	194 Wagner, Karin
44	132	58,08	2,2727	56,3391	35,21	203 Wenzel, Juergen
45	104	46,19	2,2516	55,8146	34,88	78 Lennert, Dieter
46	131	60,15	2,1779	53,9881	33,74	202 Blendinger, Michael

# STANDARD -- Overall Stage Results

Ironhands Level 3 2011

Printed März 20, 2011 at 18:12



## Stage 9 --

	PTS	TIME	HIT FACTOR	STAGE POINTS	STAGE PERCENT	COMPETITOR # Name
47	117	60,61	1,9304	47,8524	29,91	172 Konings, Cor
48	106	55,26	1,9182	47,5507	29,72	67 Kraus, Petra
49	98	53,70	1,8250	45,2391	28,27	56 Jessat, Alexander E
50	119	75,11	1,5843	39,2746	24,55	93 Odörfer, Manuela
51	97	61,40	1,5798	39,1621	24,48	6 Artmann, Peter
52	79	61,49	1,2848	31,8482	19,91	196 Moll, Babette
53	20	57,75	0,3463	8,5850	5,37	14 Bösl, Gerhard

# PRODUCTION -- Overall Stage Results

Ironhands Level 3 2011

Printed März 20, 2011 at 18:12




## Stage 9 --

	PTS	TIME	HIT FACTOR	STAGE POINTS	STAGE PERCENT	COMPETITOR # Name
1	140	26,24	5,3354	160,0000	100,00	79 Lentz, Arne
2	142	27,31	5,1996	155,9274	97,45	109 Schmidt, Tino
3	148	28,74	5,1496	154,4297	96,52	132 Stryc, Michael
4	138	28,27	4,8815	146,3892	91,49	145 von der Tann, Joachim
5	154	33,97	4,5334	135,9506	84,97	102 Bosko, Rasovic
6	146	32,41	4,5048	135,0920	84,43	57 Kahl, Michael
7	148	33,00	4,4848	134,4942	84,06	54 Husterer, Markus
8	133	30,42	4,3721	131,1138	81,95	199 Ziebart, Friedrich
9	138	32,11	4,2977	128,8827	80,55	19 De Bot, Adrie
10	144	33,58	4,2883	128,5990	80,37	49 Hoiss, Michael
11	131	30,75	4,2602	127,7562	79,85	157 Zapletal, Miroslav
12	142	34,25	4,1460	124,3322	77,71	52 Hubli, Pascal
13	142	34,29	4,1411	124,1871	77,62	101 Prohaska, Hans-Jürgen
14	125	30,66	4,0770	122,2626	76,41	200 Blank, Andreas
15	138	33,87	4,0744	122,1855	76,37	81 Lohmann, Michael
16	123	31,29	3,9310	117,8841	73,68	139 Trautvetter, Ingo
17	148	38,09	3,8855	116,5216	72,83	115 Schouwink, Peter
18	144	37,35	3,8554	115,6186	72,26	160 Burkhalter, Christine
19	128	34,40	3,7209	111,5854	69,74	128 Stobbe, Markus
20	116	31,50	3,6825	110,4341	69,02	170 Kendlbacher, Florian
21	150	42,40	3,5377	106,0917	66,31	161 Ecke, Jakob
22	138	39,46	3,4972	104,8764	65,55	186 Schätzkel, Hans
23	133	38,14	3,4872	104,5747	65,36	125 Stern, Arno
24	132	38,31	3,4456	103,3279	64,58	31 Freitag, Andreas
25	136	39,84	3,4137	102,3706	63,98	20 Dietz, Stefan
26	117	34,94	3,3486	100,4197	62,76	17 Chrastny, Martin
27	121	37,00	3,2703	98,0707	61,29	12 Biereigel, Thomas
28	124	38,36	3,2325	96,9391	60,59	135 Thiel, Frank
29	121	37,96	3,1876	95,5905	59,74	181 Müller, Jörg
30	142	45,02	3,1542	94,5886	59,12	190 Shchekin, Oleg
31	102	34,69	2,9403	88,1763	55,11	48 Hoevens, Julian
32	128	44,22	2,8946	86,8055	54,25	117 Schreiner, Michael
33	99	35,48	2,7903	83,6772	52,30	182 Naubereit, Philipp
34	138	49,68	2,7778	83,3016	52,06	205 Treiber, Erik D
35	103	38,16	2,6992	80,9440	50,59	45 Heinemann, Sascha
36	142	55,54	2,5567	76,6723	47,92	120 Seibold, Werner
37	118	46,56	2,5344	76,0020	47,50	47 Hilbig, Karl-Heinz
38	111	46,49	2,3876	71,6010	44,75	142 van Diepen, Cees
39	127	58,12	2,1851	65,5291	40,96	189 Seibt, Thomas
40	112	53,49	2,0938	62,7916	39,24	108 Schier, Hanno
41	87	41,65	2,0888	62,6412	39,15	5 Aron, Michael
42	102	49,34	2,0673	61,9950	38,75	169 Kaser, Petra
43	86	44,68	1,9248	57,7220	36,08	180 Moyer, Jennifer
44	83	43,77	1,8963	56,8666	35,54	72 Kuhn, Holger
45	120	64,95	1,8476	55,4061	34,63	35 Geist, Christian
46	80	45,03	1,7766	53,2775	33,30	158 Barsa, Andreas

# PRODUCTION -- Overall Stage Results

Ironhands Level 3 2011

Printed März 20, 2011 at 18:12



## Stage 9 --

	PTS	TIME	HIT FACTOR	STAGE POINTS	STAGE PERCENT	COMPETITOR # Name
47	111	63,44	1,7497	52,4705	32,79	122 Siml, Dieter
48	95	62,73	1,5144	45,4155	28,38	88 Morasch, Marco
49	89	59,68	1,4913	44,7216	27,95	33 Fuß, Uli
50	154	113,04	1,3623	40,8549	25,53	114 Schneier, Wolfram
51	0	0,00	0,0000	0,0000	0,00	29 Ende, Wolfgang

# MODIFIED -- Overall Stage Results

Ironhands Level 3 2011

Printed März 20, 2011 at 18:12



## Stage 9 --

	PTS	TIME	HIT FACTOR	STAGE POINTS	STAGE PERCENT	COMPETITOR # Name
1	152	23,95	6,3466	160,0000	100,00	165 Henes, Zdenek
2	144	24,25	5,9381	149,7037	93,56	164 Helan, Vit
3	137	23,78	5,7611	145,2415	90,78	179 Meier, Dominic
4	153	28,53	5,3628	135,1984	84,50	26 Ebert, Rene
5	133	27,05	4,9168	123,9556	77,47	191 Sustr, Milos
6	142	29,33	4,8415	122,0557	76,28	183 Novak, Lubor
7	126	31,40	4,0127	101,1633	63,23	70 Ksycki, Andre
8	148	42,15	3,5113	88,5210	55,33	97 Piesnack, Reinhardt
9	126	44,58	2,8264	71,2545	44,53	92 Nüsslein, Gerd
10	145	74,57	1,9445	49,0214	30,64	197 Maier, Markus
11	102	55,27	1,8455	46,5257	29,08	134 Sulkiewicz, Georg

# REVOLVER (STANDARD) -- Overall Stage Results

Ironhands Level 3 2011

Printed März 20, 2011 at 18:13



## Stage 9 --

	PTS	TIME	HIT FACTOR	STAGE POINTS	STAGE PERCENT	COMPETITOR # Name
1	146	40,56	3,5996	160,0000	100,00	171 Kolár, Milan
2	155	43,25	3,5838	159,2981	99,56	91 Nemecek, Zdenek
3	137	41,02	3,3398	148,4533	92,78	55 Itani, Marwan
4	131	45,07	2,9066	129,1959	80,75	173 Kroiss, Robert
5	112	43,57	2,5706	114,2603	71,41	107 Safranek, Lumir
6	113	54,97	2,0557	91,3730	57,11	30 Freimüller, Norbert
7	23	38,94	0,5907	26,2541	16,41	129 Stockbauer, Janos
8	0	0,00	0,0000	0,0000	0,00	98 Holzwarth_, Jörg_
9	0	0,00	0,0000	0,0000	0,00	121 Kahl_, Christian_
10	0	0,00	0,0000	0,0000	0,00	126 Stettmisch, Rainer

# OPEN -- Overall Stage Results

Ironhands Level 3 2011

Printed März 20, 2011 at 18:13



## Stage 10 --

	PTS	TIME	HIT FACTOR	STAGE POINTS	STAGE PERCENT	COMPETITOR # Name
1	40	9,60	4,1667	40,0000	100,00	136 Thurner, Helmut
2	39	9,72	4,0123	38,5185	96,30	152 Wilda, Christian
3	40	10,25	3,9024	37,4634	93,66	153 Winkler, Oliver
4	39	10,01	3,8961	37,4026	93,51	112 Schneider, Patrik
5	40	10,28	3,8911	37,3541	93,39	116 Schraner, Remo
6	40	10,33	3,8722	37,1733	92,93	113 Schneider, Franz
7	40	10,58	3,7807	36,2949	90,74	105 Rengart, Norbert
8	36	9,53	3,7775	36,2644	90,66	3 Angerer, Klaus
9	40	10,64	3,7594	36,0902	90,23	42 Haas, Peter
10	40	10,68	3,7453	35,9551	89,89	148 Weber, Günther
11	39	10,55	3,6967	35,4882	88,72	65 Kneringer, Mario
12	39	10,64	3,6654	35,1880	87,97	23 Dufornee, Eddy
13	39	10,75	3,6279	34,8279	87,07	94 Pantzer, Bernd
14	39	10,76	3,6245	34,7955	86,99	80 Lindenmayer, Christian
15	39	10,83	3,6011	34,5706	86,43	162 Fischer, Wilfried
16	40	11,16	3,5842	34,4086	86,02	24 Ebenhoeh, Julia
17	37	10,34	3,5783	34,3520	85,88	140 Triebel, Kristian
18	39	10,94	3,5649	34,2230	85,56	176 Loch, Marijan
19	36	10,11	3,5608	34,1840	85,46	44 Heimerdinger, Steffen
20	40	11,36	3,5211	33,8028	84,51	127 Steurer, Margit
21	36	10,33	3,4850	33,4560	83,64	28 Eidenschink, Bernhard
22	39	11,23	3,4728	33,3393	83,35	192 Sustrova, Katerina
23	40	12,09	3,3085	31,7618	79,40	11 Betschart, Bruno
24	40	12,18	3,2841	31,5271	78,82	27 Eichinger, Stephan
25	40	12,28	3,2573	31,2704	78,18	25 Ebenhöh, Günter
26	40	12,33	3,2441	31,1436	77,86	38 Gottwald, Michael
27	40	12,39	3,2284	30,9927	77,48	76 Lemke, Klaus
28	38	11,86	3,2040	30,7589	76,90	188 Schwanneke, Roland
29	39	12,31	3,1682	30,4143	76,04	39 Graf, Harry
30	40	12,75	3,1373	30,1176	75,29	110 Schmidt, Bernd
31	40	12,79	3,1274	30,0235	75,06	75 Leitner, Günther
32	38	12,30	3,0894	29,6585	74,15	40 Gross, Michael
33	39	12,74	3,0612	29,3878	73,47	156 Zanardi, Annamaria
34	40	13,61	2,9390	28,2145	70,54	185 Sasabone, John
35	40	13,94	2,8694	27,5466	68,87	137 Toth-Pogats, Sandra
36	38	13,37	2,8422	27,2850	68,21	138 Trauvelter, Stefan
37	40	14,32	2,7933	26,8156	67,04	175 Lambregts, Johan
38	40	14,43	2,7720	26,6112	66,53	68 kreuzer, Kurt
39	40	14,46	2,7663	26,5560	66,39	111 Schmidt, Peter
40	40	14,56	2,7473	26,3736	65,93	9 Barucha, Rudolf
41	39	14,28	2,7311	26,2185	65,55	104 Remek, Claudia
42	37	13,86	2,6696	25,6277	64,07	66 Kobler, Wolfgang
43	39	14,97	2,6052	25,0100	62,53	10 Beiter, Karl
44	39	15,13	2,5777	24,7455	61,86	34 Geerts, Hans
45	37	14,60	2,5342	24,3288	60,82	124 Stauber, Robert
46	40	16,55	2,4169	23,2024	58,01	131 Striedl, Erich D

# OPEN -- Overall Stage Results

Ironhands Level 3 2011

Printed März 20, 2011 at 18:13



## Stage 10 --

	PTS	TIME	HIT FACTOR	STAGE POINTS	STAGE PERCENT	COMPETITOR # Name
47	40	16,77	2,3852	22,8980	57,25	60 Kaipf, Robert
48	39	16,70	2,3353	22,4192	56,05	77 Lennert, Adam
49	38	16,37	2,3213	22,2847	55,71	7 Artmann, Jan
50	39	16,98	2,2968	22,0495	55,12	187 Schmutzer, Paul
51	25	11,60	2,1552	20,6897	51,72	74 Lechner, Heinrich
52	39	18,52	2,1058	20,2160	50,54	21 Graßer, Werner D
53	39	18,99	2,0537	19,7156	49,29	151 Widmann, Richard
54	39	24,15	1,6149	15,5031	38,76	59 Kaiper, Willi
55	36	28,68	1,2552	12,0502	30,13	95 Papiernik, Wolfgang

# STANDARD -- Overall Stage Results

Ironhands Level 3 2011

Printed März 20, 2011 at 18:13



## Stage 10 --

	PTS	TIME	HIT FACTOR	STAGE POINTS	STAGE PERCENT	COMPETITOR # Name
1	39	9,47	4,1183	40,0000	100,00	86 Midgley, Gregory
2	40	11,29	3,5430	34,4121	86,03	99 Post, Gottfried
3	39	11,31	3,4483	33,4925	83,73	18 Damm, Oliver
4	39	11,72	3,3276	32,3208	80,80	133 Sturm, Thomas
5	40	12,05	3,3195	32,2417	80,60	193 Tutschke, Petra
6	40	13,55	2,9520	28,6725	71,68	36 Glas, Anton
7	39	13,53	2,8825	27,9970	69,99	58 Kahler, Peter
8	40	13,95	2,8674	27,8504	69,63	51 Hörzinger, Gerhard
9	40	14,19	2,8189	27,3793	68,45	123 Slim, Marcel
10	39	13,92	2,8017	27,2126	68,03	32 Friedrich, Guenther
11	38	14,07	2,7008	26,2322	65,58	195 Wieder, Werner
12	40	14,82	2,6991	26,2154	65,54	100 Praschinger, Edgar
13	38	14,09	2,6969	26,1950	65,49	167 Holzapfel, Christian
14	40	15,04	2,6596	25,8320	64,58	130 Strasser, Elisabeth
15	38	14,62	2,5992	25,2454	63,11	89 Mühlbacher, Hubert
16	40	15,55	2,5723	24,9847	62,46	16 Braun, Marc
17	40	15,62	2,5608	24,8728	62,18	144 VanRooijen, Johan
18	40	15,69	2,5494	24,7618	61,90	1 Aigner, Michael
19	40	15,86	2,5221	24,4964	61,24	22 Dudaric, Nenad
20	39	15,49	2,5178	24,4545	61,14	141 VanDeBoogaard, Desmond
21	40	15,93	2,5110	24,3888	60,97	198 Zeller, Stefan
22	39	15,55	2,5080	24,3601	60,90	207 Grünleitner, Siegfried
23	40	16,18	2,4722	24,0119	60,03	168 Kaiser, Thomas
24	37	15,15	2,4422	23,7211	59,30	90 Mulders, Rein
25	40	16,40	2,4390	23,6898	59,22	174 Kwiatkowski, Roland
26	38	15,80	2,4051	23,3599	58,40	63 Kieninger, Stephanie
27	39	16,46	2,3694	23,0134	57,53	2 Aigner, Edeltraut
28	38	16,12	2,3573	22,8962	57,24	106 Riedel, Ronald
29	39	16,72	2,3325	22,6555	56,64	172 Konings, Cor
30	40	17,61	2,2714	22,0621	55,16	149 Weisinger, MarkS
31	40	17,68	2,2624	21,9747	54,94	73 Laiss, Dieter
32	38	17,04	2,2300	21,6600	54,15	166 Henghuber, Alexander
33	40	18,02	2,2198	21,5601	53,90	6 Artmann, Peter
34	40	18,13	2,2063	21,4293	53,57	71 Kuenzler, Oliver
35	40	18,23	2,1942	21,3117	53,28	41 Gruenaug, Gerd
36	38	17,67	2,1505	20,8878	52,22	146 Wagner, Josef
37	38	17,91	2,1217	20,6079	51,52	56 Jessat, Alexander E
38	36	17,23	2,0894	20,2938	50,73	78 Lennert, Dieter
39	39	18,90	2,0635	20,0423	50,11	96 Peter, Franz
40	39	19,24	2,0270	19,6882	49,22	50 Hoermanseder, Klaus
41	38	18,95	2,0053	19,4769	48,69	201 Nikitin, Oleg
42	25	13,10	1,9084	18,5359	46,34	43 Häubler, Uwe
43	40	21,06	1,8993	18,4479	46,12	67 Kraus, Petra
44	40	21,72	1,8416	17,8873	44,72	150 Weiss, Ines
45	39	22,47	1,7356	16,8580	42,15	194 Wagner, Karin
46	38	22,61	1,6807	16,3241	40,81	93 Odörfer, Manuela

# STANDARD -- Overall Stage Results

Ironhands Level 3 2011

Printed März 20, 2011 at 18:13



## Stage 10 --

	PTS	TIME	HIT FACTOR	STAGE POINTS	STAGE PERCENT	COMPETITOR # Name
47	37	22,25	1,6629	16,1517	40,38	62 Karl, Bernhard
48	36	22,77	1,5810	15,3562	38,39	14 Bösl, Gerhard
49	40	26,11	1,5320	14,8798	37,20	202 Blendinger, Michael
50	25	19,30	1,2953	12,5814	31,45	69 Kriechbaum, Martin
51	19	17,68	1,0747	10,4380	26,09	203 Wenzel, Juergen
52	23	23,43	0,9816	9,5346	23,84	196 Moll, Babette
53	0	0,00	0,0000	0,0000	0,00	206 Rister, Markus

# PRODUCTION -- Overall Stage Results

Ironhands Level 3 2011

Printed März 20, 2011 at 18:13




## Stage 10 --

	PTS	TIME	HIT FACTOR	STAGE POINTS	STAGE PERCENT	COMPETITOR # Name
1	38	10,33	3,6786	40,0000	100,00	157 Zapletal, Miroslav
2	40	10,92	3,6630	39,8303	99,58	109 Schmidt, Tino
3	40	11,29	3,5430	38,5250	96,31	52 Hubli, Pascal
4	40	11,50	3,4783	37,8215	94,55	145 von der Tann, Joachim
5	40	12,00	3,3333	36,2456	90,61	160 Burkhalter, Christine
6	40	12,01	3,3306	36,2154	90,54	102 Bosko, Rasovic
7	40	12,30	3,2520	35,3616	88,40	19 De Bot, Adrie
8	38	11,69	3,2506	35,3465	88,37	132 Stryc, Michael
9	38	11,74	3,2368	35,1959	87,99	79 Lentz, Arne
10	40	12,39	3,2284	35,1047	87,76	139 Trautvetter, Ingo
11	40	12,49	3,2026	34,8237	87,06	182 Naubereit, Philipp
12	38	12,00	3,1667	34,4333	86,08	170 Kendlbacher, Florian
13	40	12,99	3,0793	33,4832	83,71	57 Kahl, Michael
14	38	12,79	2,9711	32,3065	80,77	128 Stobbe, Markus
15	36	12,12	2,9703	32,2981	80,75	115 Schouwink, Peter
16	40	13,58	2,9455	32,0285	80,07	135 Thiel, Frank
17	38	13,05	2,9119	31,6628	79,16	81 Lohmann, Michael
18	38	13,37	2,8422	30,9050	77,26	199 Ziebart, Friedrich
19	38	13,44	2,8274	30,7440	76,86	49 Hoiss, Michael
20	40	14,15	2,8269	30,7383	76,85	181 Müller, Jörg
21	40	14,21	2,8149	30,6085	76,52	190 Shchekin, Oleg
22	40	14,92	2,6810	29,1520	72,88	101 Prohaska, Hans-Jürgen
23	40	14,96	2,6738	29,0740	72,69	45 Heinemann, Sascha
24	38	14,23	2,6704	29,0372	72,59	125 Stern, Arno
25	40	15,21	2,6298	28,5961	71,49	186 Schätzel, Hans
26	40	15,26	2,6212	28,5024	71,26	17 Chrastny, Martin
27	40	15,54	2,5740	27,9889	69,97	205 Treiber, Erik D
28	38	15,05	2,5249	27,4551	68,64	54 Husterer, Markus
29	38	15,51	2,4500	26,6409	66,60	200 Blank, Andreas
30	40	16,43	2,4346	26,4728	66,18	48 Hoevens, Julian
31	40	17,02	2,3502	25,5551	63,89	72 Kuhn, Holger
32	38	16,73	2,2714	24,6981	61,75	117 Schreiner, Michael
33	40	18,00	2,2222	24,1637	60,41	20 Dietz, Stefan
34	38	17,11	2,2209	24,1496	60,37	120 Seibold, Werner
35	36	16,25	2,2154	24,0894	60,22	31 Freitag, Andreas
36	36	16,39	2,1965	23,8836	59,71	180 Moyer, Jennifer
37	38	17,39	2,1852	23,7608	59,40	47 Hilbig, Karl-Heinz
38	34	15,85	2,1451	23,3253	58,31	158 Barsa, Andreas
39	36	17,70	2,0339	22,1160	55,29	12 Biereigel, Thomas
40	40	19,72	2,0284	22,0562	55,14	142 van Diepen, Cees
41	40	21,30	1,8779	20,4201	51,05	5 Aron, Michael
42	38	20,30	1,8719	20,3547	50,89	33 Fuß, Uli
43	25	13,46	1,8574	20,1963	50,49	161 Ecke, Jakob
44	40	21,72	1,8416	20,0252	50,06	114 Schneier, Wolfram
45	36	20,25	1,7778	19,3310	48,33	189 Seibt, Thomas
46	38	21,49	1,7683	19,2275	48,07	108 Schier, Hanno

# PRODUCTION -- Overall Stage Results

Ironhands Level 3 2011

Printed März 20, 2011 at 18:13



## Stage 10 --

	PTS	TIME	HIT FACTOR	STAGE POINTS	STAGE PERCENT	COMPETITOR # Name
47	38	22,31	1,7033	18,5208	46,30	169 Kaser, Petra
48	25	17,49	1,4294	15,5427	38,86	88 Morasch, Marco
49	38	27,47	1,3833	15,0419	37,60	122 Siml, Dieter
50	25	24,48	1,0212	11,1047	27,76	35 Geist, Christian
51	0	0,00	0,0000	0,0000	0,00	29 Ende, Wolfgang

# MODIFIED -- Overall Stage Results

Ironhands Level 3 2011

Printed März 20, 2011 at 18:13




## Stage 10 --

	PTS	TIME	HIT FACTOR	STAGE POINTS	STAGE PERCENT	COMPETITOR # Name
1	40	9,95	4,0201	40,0000	100,00	164 Helan, Vit
2	40	9,96	4,0161	39,9598	99,90	165 Henes, Zdenek
3	39	10,49	3,7178	36,9924	92,48	179 Meier, Dominic
4	39	11,39	3,4241	34,0694	85,17	70 Ksycki, Andre
5	40	12,69	3,1521	31,3633	78,41	26 Ebert, Rene
6	40	13,09	3,0558	30,4049	76,01	183 Novak, Lubor
7	40	14,73	2,7155	27,0197	67,55	97 Piesnack, Reinhardt
8	40	16,29	2,4555	24,4322	61,08	191 Sustr, Milos
9	40	17,56	2,2779	22,6651	56,66	134 Sulkiewicz, Georg
10	36	15,95	2,2571	22,4577	56,14	92 Nüsslein, Gerd
11	39	23,78	1,6400	16,3183	40,80	197 Maier, Markus

# REVOLVER (STANDARD) -- Overall Stage Results

Ironhands Level 3 2011

Printed März 20, 2011 at 18:13



## Stage 10 --

	PTS	TIME	HIT FACTOR	STAGE POINTS	STAGE PERCENT	COMPETITOR # Name
1	39	14,92	2,6139	40,0000	100,00	171 Kolár, Milan
2	39	15,10	2,5828	39,5232	98,81	173 Kroiss, Robert
3	39	16,00	2,4375	37,3000	93,25	91 Nemecek, Zdenek
4	38	16,49	2,3044	35,2636	88,16	126 Stettmisch, Rainer
5	40	17,87	2,2384	34,2531	85,63	55 Itani, Marwan
6	36	18,63	1,9324	29,5702	73,93	107 Safranek, Lumir
7	40	22,01	1,8174	27,8102	69,53	30 Freimüller, Norbert
8	0	0,00	0,0000	0,0000	0,00	129 Stockbauer, Janos
9	0	0,00	0,0000	0,0000	0,00	98 Holzwarth_, Jörg_
10	0	0,00	0,0000	0,0000	0,00	121 Kahl_, Christian_

# OPEN -- Overall Stage Results

Ironhands Level 3 2011

Printed März 20, 2011 at 18:13



## Stage 11 --

	PTS	TIME	HIT FACTOR	STAGE POINTS	STAGE PERCENT	COMPETITOR # Name
1	80	9,40	8,5106	80,0000	100,00	152 Wilda, Christian
2	80	9,77	8,1883	76,9703	96,21	112 Schneider, Patrik
3	78	9,81	7,9511	74,7401	93,43	176 Loch, Marijan
4	79	10,00	7,9000	74,2600	92,83	65 Kneringer, Mario
5	76	9,64	7,8838	74,1079	92,63	39 Graf, Harry
6	73	9,39	7,7742	73,0777	91,35	80 Lindenmayer, Christian
7	74	9,59	7,7164	72,5339	90,67	44 Heimerdinger, Steffen
8	75	9,72	7,7160	72,5309	90,66	28 Eidenschink, Bernhard
9	73	9,59	7,6121	71,5537	89,44	148 Weber, Günther
10	77	10,22	7,5342	70,8219	88,53	136 Thurner, Helmut
11	78	10,37	7,5217	70,7040	88,38	116 Schraner, Remo
12	77	10,26	7,5049	70,5458	88,18	42 Haas, Peter
13	70	9,76	7,1721	67,4180	84,27	153 Winkler, Oliver
14	79	11,22	7,0410	66,1854	82,73	3 Angerer, Klaus
15	77	11,03	6,9810	65,6210	82,03	27 Eichinger, Stephan
16	74	10,72	6,9030	64,8881	81,11	127 Steurer, Margit
17	76	11,14	6,8223	64,1293	80,16	113 Schneider, Franz
18	77	11,39	6,7603	63,5470	79,43	23 Dufornee, Eddy
19	76	11,30	6,7257	63,2212	79,03	40 Gross, Michael
20	78	12,19	6,3987	60,1477	75,18	105 Rengart, Norbert
21	76	12,19	6,2346	58,6054	73,26	162 Fischer, Wilfried
22	76	12,25	6,2041	58,3184	72,90	25 Ebenhöf, Günter
23	75	12,22	6,1375	57,6923	72,12	111 Schmidt, Peter
24	69	11,28	6,1170	57,5000	71,88	140 Triebel, Kristian
25	78	12,77	6,1081	57,4158	71,77	76 Lemke, Klaus
26	78	12,81	6,0890	57,2365	71,55	188 Schwanneke, Roland
27	79	12,99	6,0816	57,1671	71,46	156 Zanardi, Annamaria
28	78	12,83	6,0795	57,1473	71,43	74 Lechner, Heinrich
29	71	11,91	5,9614	56,0369	70,05	104 Remek, Claudia
30	79	13,28	5,9488	55,9187	69,90	11 Betschart, Bruno
31	78	13,26	5,8824	55,2941	69,12	68 kreuzer, Kurt
32	77	13,21	5,8289	54,7918	68,49	77 Lennert, Adam
33	74	12,73	5,8130	54,6426	68,30	75 Leitner, Günther
34	74	12,87	5,7498	54,0482	67,56	94 Pantzer, Bernd
35	79	14,02	5,6348	52,9672	66,21	38 Gottwald, Michael
36	74	13,26	5,5807	52,4585	65,57	185 Sasabone, John
37	78	14,05	5,5516	52,1851	65,23	187 Schmutzer, Paul
38	72	13,24	5,4381	51,1178	63,90	110 Schmidt, Bernd
39	79	14,66	5,3888	50,6548	63,32	24 Ebenhöf, Julia
40	59	11,05	5,3394	50,1900	62,74	192 Sustrova, Katerina
41	79	14,86	5,3163	49,9731	62,47	175 Lambregts, Johan
42	76	14,38	5,2851	49,6801	62,10	151 Widmann, Richard
43	80	15,29	5,2322	49,1825	61,48	137 Toth-Pogats, Sandra
44	76	15,02	5,0599	47,5633	59,45	60 Kaipf, Robert
45	75	15,65	4,7923	45,0479	56,31	21 Graßer, Werner D
46	79	16,78	4,7080	44,2551	55,32	34 Geerts, Hans

# OPEN -- Overall Stage Results

Ironhands Level 3 2011

Printed März 20, 2011 at 18:13



## Stage 11 --

	PTS	TIME	HIT FACTOR	STAGE POINTS	STAGE PERCENT	COMPETITOR # Name
47	72	16,00	4,5000	42,3000	52,88	7 Artmann, Jan
48	72	16,26	4,4280	41,6236	52,03	138 Trauветter, Stefan
49	74	16,91	4,3761	41,1354	51,42	124 Stauber, Robert
50	62	15,63	3,9667	37,2873	46,61	66 Kobler, Wolfgang
51	68	17,82	3,8159	35,8698	44,84	10 Beiter, Karl
52	78	23,06	3,3825	31,7953	39,74	9 Barucha, Rudolf
53	80	25,36	3,1546	29,6530	37,07	131 Striedl, Erich D
54	63	30,34	2,0765	19,5188	24,40	59 Kaiper, Willi
55	80	39,98	2,0010	18,8094	23,51	95 Papiernik, Wolfgang

# STANDARD -- Overall Stage Results

Ironhands Level 3 2011

Printed März 20, 2011 at 18:13



## Stage 11 --

	PTS	TIME	HIT FACTOR	STAGE POINTS	STAGE PERCENT	COMPETITOR # Name
1	75	9,70	7,7320	80,0000	100,00	86 Midgley, Gregory
2	76	10,45	7,2727	75,2485	94,06	99 Post, Gottfried
3	78	10,74	7,2626	75,1434	93,93	50 Hoermanseder, Klaus
4	79	11,33	6,9726	72,1436	90,18	133 Sturm, Thomas
5	78	11,30	6,9027	71,4195	89,27	123 Slim, Marcel
6	79	11,67	6,7695	70,0417	87,55	58 Kahler, Peter
7	72	11,22	6,4171	66,3957	82,99	71 Kuenzler, Oliver
8	76	12,31	6,1738	63,8787	79,85	43 Häubler, Uwe
9	74	12,16	6,0855	62,9649	78,71	193 Tutschke, Petra
10	64	10,99	5,8235	60,2536	75,32	18 Damm, Oliver
11	78	13,41	5,8166	60,1820	75,23	130 Strasser, Elisabeth
12	79	13,83	5,7122	59,1024	73,88	89 Mühlbacher, Hubert
13	74	13,09	5,6532	58,4915	73,11	195 Wieder, Werner
14	75	13,75	5,4545	56,4364	70,55	63 Kieninger, Stephanie
15	78	14,31	5,4507	56,3969	70,50	167 Holzapfel, Christian
16	74	13,60	5,4412	56,2980	70,37	16 Braun, Marc
17	75	13,97	5,3686	55,5476	69,43	32 Friedrich, Guenther
18	78	14,71	5,3025	54,8634	68,58	41 Gruenaug, Gerd
19	80	15,20	5,2632	54,4561	68,07	174 Kwiatkowski, Roland
20	80	15,37	5,2049	53,8538	67,32	149 Weisinger, MarkS
21	76	14,73	5,1595	53,3840	66,73	106 Riedel, Ronald
22	78	15,13	5,1553	53,3404	66,68	73 Laiss, Dieter
23	78	15,29	5,1014	52,7822	65,98	146 Wagner, Josef
24	79	15,76	5,0127	51,8646	64,83	100 Praschinger, Edgar
25	79	15,76	5,0127	51,8646	64,83	166 Henghuber, Alexander
26	75	15,12	4,9603	51,3228	64,15	96 Peter, Franz
27	79	15,93	4,9592	51,3112	64,14	2 Aigner, Edeltraut
28	79	16,31	4,8437	50,1157	62,64	141 VanDeBoogaard, Desmond
29	77	16,01	4,8095	49,7622	62,20	22 Dudaric, Nenad
30	76	16,04	4,7382	49,0241	61,28	36 Glas, Anton
31	78	16,52	4,7215	48,8523	61,07	207 Grünleitner, Siegfried
32	78	17,51	4,4546	46,0902	57,61	168 Kaiser, Thomas
33	77	17,82	4,3210	44,7078	55,88	51 Hörzinger, Gerhard
34	62	14,38	4,3115	44,6101	55,76	1 Aigner, Michael
35	76	17,92	4,2411	43,8810	54,85	56 Jessat, Alexander E
36	76	18,07	4,2059	43,5167	54,40	144 VanRooijen, Johan
37	80	19,15	4,1775	43,2237	54,03	150 Weiss, Ines
38	76	18,64	4,0773	42,1860	52,73	90 Mulders, Rein
39	78	19,54	3,9918	41,3019	51,63	69 Kriechbaum, Martin
40	74	20,09	3,6834	38,1112	47,64	14 Bösl, Gerhard
41	74	20,14	3,6743	38,0165	47,52	202 Blendinger, Michael
42	79	21,60	3,6574	37,8420	47,30	172 Konings, Cor
43	77	21,76	3,5386	36,6127	45,77	62 Karl, Bernhard
44	78	22,19	3,5151	36,3695	45,46	194 Wagner, Karin
45	68	19,62	3,4659	35,8600	44,83	203 Wenzel, Juergen
46	77	22,92	3,3595	34,7597	43,45	198 Zeller, Stefan

# STANDARD -- Overall Stage Results

Ironhands Level 3 2011

Printed März 20, 2011 at 18:13




## Stage 11 --

	PTS	TIME	HIT FACTOR	STAGE POINTS	STAGE PERCENT	COMPETITOR # Name
47	80	24,17	3,3099	34,2463	42,81	201 Nikitin, Oleg
48	68	20,58	3,3042	34,1872	42,73	196 Moll, Babette
49	68	21,45	3,1702	32,8006	41,00	67 Kraus, Petra
50	72	22,83	3,1537	32,6307	40,79	6 Artmann, Peter
51	70	28,32	2,4718	25,5744	31,97	78 Lennert, Dieter
52	64	28,69	2,2307	23,0807	28,85	93 Odörfer, Manuela
53	0	0,00	0,0000	0,0000	0,00	206 Rister, Markus

# PRODUCTION -- Overall Stage Results

Ironhands Level 3 2011

Printed März 20, 2011 at 18:13




## Stage 11 --

	PTS	TIME	HIT FACTOR	STAGE POINTS	STAGE PERCENT	COMPETITOR # Name
1	76	10,21	7,4437	80,0000	100,00	157 Zapletal, Miroslav
2	80	11,02	7,2595	78,0208	97,53	132 Stryc, Michael
3	78	10,88	7,1691	77,0491	96,31	109 Schmidt, Tino
4	76	11,10	6,8468	73,5856	91,98	79 Lentz, Arne
5	76	11,37	6,6843	71,8382	89,80	145 von der Tann, Joachim
6	76	11,59	6,5574	70,4745	88,09	54 Husterer, Markus
7	80	12,29	6,5094	69,9585	87,45	128 Stobbe, Markus
8	76	11,80	6,4407	69,2203	86,53	200 Blank, Andreas
9	80	12,64	6,3291	68,0213	85,03	102 Bosko, Rasovic
10	78	12,46	6,2600	67,2789	84,10	52 Hubli, Pascal
11	80	12,94	6,1824	66,4443	83,06	199 Ziebart, Friedrich
12	80	13,15	6,0837	65,3832	81,73	101 Prohaska, Hans-Jürgen
13	80	13,19	6,0652	65,1849	81,48	57 Kahl, Michael
14	76	12,59	6,0365	64,8769	81,10	17 Chrastny, Martin
15	74	12,59	5,8777	63,1696	78,96	19 De Bot, Adrie
16	78	13,47	5,7906	62,2342	77,79	181 Müller, Jörg
17	76	13,31	5,7100	61,3674	76,71	135 Thiel, Frank
18	76	13,70	5,5474	59,6204	74,53	81 Lohmann, Michael
19	80	14,44	5,5402	59,5422	74,43	170 Kendlbacher, Florian
20	78	14,28	5,4622	58,7041	73,38	160 Burkhalter, Christine
21	76	14,15	5,3710	57,7244	72,16	12 Biereigel, Thomas
22	78	14,68	5,3134	57,1045	71,38	5 Aron, Michael
23	76	14,43	5,2668	56,6043	70,76	161 Ecke, Jakob
24	70	13,30	5,2632	56,5651	70,71	49 Hoiss, Michael
25	65	12,54	5,1834	55,7080	69,64	139 Trautvetter, Ingo
26	74	14,45	5,1211	55,0384	68,80	45 Heinemann, Sascha
27	78	15,45	5,0485	54,2586	67,82	120 Seibold, Werner
28	80	15,99	5,0031	53,7705	67,21	72 Kuhn, Holger
29	78	15,75	4,9524	53,2251	66,53	190 Shchekin, Oleg
30	78	15,87	4,9149	52,8226	66,03	47 Hilbig, Karl-Heinz
31	74	15,27	4,8461	52,0829	65,10	117 Schreiner, Michael
32	76	15,76	4,8223	51,8274	64,78	48 Hoevels, Julian
33	72	15,68	4,5918	49,3502	61,69	115 Schouwink, Peter
34	72	15,73	4,5772	49,1933	61,49	125 Stern, Arno
35	74	16,27	4,5482	48,8817	61,10	182 Naubereit, Philipp
36	74	16,37	4,5205	48,5831	60,73	186 Schätzel, Hans
37	76	17,11	4,4418	47,7382	59,67	20 Dietz, Stefan
38	74	16,99	4,3555	46,8102	58,51	142 van Diepen, Cees
39	78	18,93	4,1204	44,2839	55,35	108 Schier, Hanno
40	76	18,55	4,0970	44,0323	55,04	205 Treiber, Erik D
41	66	18,83	3,5050	37,6700	47,09	180 Moyen, Jennifer
42	68	19,45	3,4961	37,5743	46,97	158 Barsa, Andreas
43	68	19,98	3,4034	36,5776	45,72	122 Siml, Dieter
44	78	23,02	3,3884	36,4159	45,52	31 Freitag, Andreas
45	78	24,48	3,1863	34,2441	42,81	33 Fuß, Uli
46	72	22,89	3,1455	33,8056	42,26	189 Seibt, Thomas

# PRODUCTION -- Overall Stage Results

Ironhands Level 3 2011

Printed März 20, 2011 at 18:13



## Stage 11 --

	PTS	TIME	HIT FACTOR	STAGE POINTS	STAGE PERCENT	COMPETITOR # Name
47	64	22,93	2,7911	29,9970	37,50	88 Morasch, Marco
48	70	25,99	2,6933	28,9464	36,18	169 Kaser, Petra
49	80	29,88	2,6774	28,7747	35,97	35 Geist, Christian
50	80	58,15	1,3758	14,7857	18,48	114 Schneier, Wolfram
51	0	0,00	0,0000	0,0000	0,00	29 Ende, Wolfgang

# MODIFIED -- Overall Stage Results

Ironhands Level 3 2011

Printed März 20, 2011 at 18:13




## Stage 11 --

	PTS	TIME	HIT FACTOR	STAGE POINTS	STAGE PERCENT	COMPETITOR # Name
1	79	9,48	8,3333	80,0000	100,00	165 Henes, Zdenek
2	78	9,69	8,0495	77,2756	96,59	164 Helan, Vit
3	78	11,46	6,8063	65,3403	81,68	191 Sustr, Milos
4	76	12,47	6,0946	58,5084	73,14	70 Ksycki, Andre
5	79	13,12	6,0213	57,8049	72,26	183 Novak, Lubor
6	78	13,62	5,7269	54,9780	68,72	26 Ebert, Rene
7	78	16,01	4,8720	46,7708	58,46	97 Piesnack, Reinhardt
8	72	16,63	4,3295	41,5634	51,95	92 Nüsslein, Gerd
9	78	18,15	4,2975	41,2562	51,57	179 Meier, Dominic
10	80	25,45	3,1434	30,1768	37,72	134 Sulkiewicz, Georg
11	63	21,13	2,9815	28,6228	35,78	197 Maier, Markus

# REVOLVER (STANDARD) -- Overall Stage Results

Ironhands Level 3 2011

Printed März 20, 2011 at 18:13



## Stage 11 --

	PTS	TIME	HIT FACTOR	STAGE POINTS	STAGE PERCENT	COMPETITOR # Name
1	78	13,89	5,6156	80,0000	100,00	55 Itani, Marwan
2	78	13,98	5,5794	79,4850	99,36	91 Nemecek, Zdenek
3	80	15,24	5,2493	74,7830	93,48	173 Kroiss, Robert
4	75	15,56	4,8201	68,6672	85,83	171 Kolár, Milan
5	77	16,73	4,6025	65,5681	81,96	107 Safranek, Lumir
6	78	17,02	4,5828	65,2879	81,61	126 Stettinisch, Rainer
7	60	19,84	3,0242	43,0831	53,85	30 Freimüller, Norbert
8	0	0,00	0,0000	0,0000	0,00	98 Holzwarth_, Jörg_
9	0	0,00	0,0000	0,0000	0,00	121 Kahl_, Christian_
10	0	0,00	0,0000	0,0000	0,00	129 Stockbauer, Janos

# OPEN -- Overall Stage Results

Ironhands Level 3 2011

Printed März 20, 2011 at 18:13



## Stage 12 --

	PTS	TIME	HIT FACTOR	STAGE POINTS	STAGE PERCENT	COMPETITOR # Name
1	142	16,23	8,7492	145,0000	100,00	112 Schneider, Patrik
2	139	16,65	8,3483	138,3562	95,42	176 Loch, Marijan
3	140	16,77	8,3482	138,3545	95,42	116 Schraner, Remo
4	134	16,14	8,3024	137,5940	94,89	28 Eidenschink, Bernhard
5	137	17,16	7,9837	132,3127	91,25	152 Wilda, Christian
6	136	17,38	7,8251	129,6843	89,44	44 Heimerdinger, Steffen
7	135	17,28	7,8125	129,4757	89,29	153 Winkler, Oliver
8	137	17,88	7,6622	126,9847	87,58	148 Weber, Günther
9	138	18,07	7,6370	126,5666	87,29	80 Lindenmayer, Christian
10	132	17,54	7,5257	124,7218	86,02	27 Eichinger, Stephan
11	137	18,39	7,4497	123,4631	85,15	136 Thurner, Helmut
12	130	17,48	7,4371	123,2537	85,00	39 Graf, Harry
13	140	19,04	7,3529	121,8595	84,04	11 Betschart, Bruno
14	142	19,43	7,3083	121,1194	83,53	65 Kneringer, Mario
15	142	19,73	7,1972	119,2778	82,26	3 Angerer, Klaus
16	141	20,11	7,0114	116,1998	80,14	113 Schneider, Franz
17	138	19,75	6,9873	115,8004	79,86	127 Steurer, Margit
18	134	20,26	6,6140	109,6134	75,60	40 Gross, Michael
19	123	18,95	6,4908	107,5707	74,19	42 Haas, Peter
20	137	21,20	6,4623	107,0984	73,86	162 Fischer, Wilfried
21	133	20,60	6,4563	106,9997	73,79	74 Lechner, Heinrich
22	123	19,20	6,4063	106,1701	73,22	94 Pantzer, Bernd
23	143	22,67	6,3079	104,5400	72,10	105 Rengart, Norbert
24	137	22,08	6,2047	102,8300	70,92	23 Dufornee, Eddy
25	131	21,36	6,1330	101,6408	70,10	25 Ebenhöf, Günter
26	135	22,35	6,0403	100,1047	69,04	124 Stauber, Robert
27	129	21,42	6,0224	99,8087	68,83	24 Ebenhoeh, Julia
28	135	22,43	6,0187	99,7477	68,79	75 Leitner, Günther
29	136	22,92	5,9337	98,3383	67,82	188 Schwanneke, Roland
30	139	24,19	5,7462	95,2307	65,68	38 Gottwald, Michael
31	143	24,93	5,7361	95,0631	65,56	77 Lennert, Adam
32	140	24,42	5,7330	95,0125	65,53	156 Zanardi, Annamaria
33	135	23,68	5,7010	94,4823	65,16	76 Lemke, Klaus
34	140	24,57	5,6980	94,4324	65,13	192 Sustrova, Katerina
35	136	24,08	5,6478	93,6010	64,55	185 Sasabone, John
36	135	24,15	5,5901	92,6435	63,89	175 Lambregts, Johan
37	112	20,15	5,5583	92,1173	63,53	140 Triebel, Kristian
38	138	25,15	5,4871	90,9367	62,71	111 Schmidt, Peter
39	121	22,42	5,3970	89,4433	61,69	68 kreuzer, Kurt
40	134	25,56	5,2426	86,8845	59,92	21 Graßer, Werner D
41	131	25,63	5,1112	84,7073	58,42	9 Barucha, Rudolf
42	142	30,03	4,7286	78,3666	54,05	137 Toth-Pogats, Sandra
43	141	31,43	4,4862	74,3486	51,27	34 Geerts, Hans
44	136	30,82	4,4127	73,1315	50,44	110 Schmidt, Bernd
45	134	30,85	4,3436	71,9860	49,65	187 Schmutzer, Paul
46	130	29,95	4,3406	71,9357	49,61	151 Widmann, Richard

# OPEN -- Overall Stage Results

Ironhands Level 3 2011

Printed März 20, 2011 at 18:13



## Stage 12 --

	PTS	TIME	HIT FACTOR	STAGE POINTS	STAGE PERCENT	COMPETITOR # Name
47	125	29,73	4,2045	69,6808	48,06	10 Beiter, Karl
48	135	36,51	3,6976	61,2802	42,26	60 Kaipf, Robert
49	142	39,68	3,5786	59,3082	40,90	131 Striedl, Erich D
50	128	35,84	3,5714	59,1889	40,82	138 Trauvetter, Stefan
51	98	31,83	3,0789	51,0255	35,19	7 Artmann, Jan
52	131	50,49	2,5946	42,9996	29,65	95 Papiernik, Wolfgang
53	70	27,86	2,5126	41,6404	28,72	66 Kobler, Wolfgang
54	121	55,07	2,1972	36,4140	25,11	59 Kaiper, Willi
55	0	10,17	0,0000	0,0000	0,00	104 Remek, Claudia

# STANDARD -- Overall Stage Results

Ironhands Level 3 2011

Printed März 20, 2011 at 18:13



## Stage 12 --

	PTS	TIME	HIT FACTOR	STAGE POINTS	STAGE PERCENT	COMPETITOR # Name
1	134	16,64	8,0529	145,0000	100,00	18 Damm, Oliver
2	139	20,31	6,8439	123,2314	84,99	123 Slim, Marcel
3	134	20,46	6,5494	117,9277	81,33	50 Hoermanseder, Klaus
4	141	21,65	6,5127	117,2675	80,87	86 Midgley, Gregory
5	135	20,92	6,4532	116,1953	80,13	71 Kuenzler, Oliver
6	140	22,78	6,1457	110,6600	76,32	133 Sturm, Thomas
7	136	22,23	6,1179	110,1580	75,97	32 Friedrich, Guenther
8	140	23,29	6,0112	108,2368	74,65	51 Hörzinger, Gerhard
9	136	22,99	5,9156	106,5164	73,46	100 Praschinger, Edgar
10	138	23,33	5,9151	106,5077	73,45	43 Häußler, Uwe
11	114	19,47	5,8552	105,4279	72,71	99 Post, Gottfried
12	140	24,21	5,7827	104,1237	71,81	144 VanRooijen, Johan
13	140	24,68	5,6726	102,1408	70,44	89 Mühlbacher, Hubert
14	138	24,34	5,6697	102,0881	70,41	106 Riedel, Ronald
15	142	25,95	5,4721	98,5298	67,95	130 Strasser, Elisabeth
16	136	24,87	5,4684	98,4645	67,91	141 VanDeBoogaard, Desmond
17	139	26,38	5,2691	94,8760	65,43	90 Mulders, Rein
18	143	27,29	5,2400	94,3515	65,07	201 Nikitin, Oleg
19	141	27,25	5,1743	93,1685	64,25	58 Kahler, Peter
20	140	27,16	5,1546	92,8143	64,01	1 Aigner, Michael
21	141	27,43	5,1404	92,5571	63,83	146 Wagner, Josef
22	133	26,19	5,0783	91,4393	63,06	167 Holzapfel, Christian
23	139	27,76	5,0072	90,1596	62,18	168 Kaiser, Thomas
24	137	27,67	4,9512	89,1513	61,48	73 Laiss, Dieter
25	137	27,90	4,9104	88,4164	60,98	41 Gruenaug, Gerd
26	125	25,67	4,8695	87,6800	60,47	16 Braun, Marc
27	143	29,69	4,8164	86,7246	59,81	22 Dudaric, Nenad
28	122	25,33	4,8164	86,7244	59,81	193 Tutschke, Petra
29	139	28,88	4,8130	86,6631	59,77	2 Aigner, Edeltraut
30	139	30,49	4,5589	82,0869	56,61	195 Wieder, Werner
31	119	26,12	4,5559	82,0333	56,57	63 Kieninger, Stephanie
32	139	31,78	4,3738	78,7549	54,31	166 Henghuber, Alexander
33	131	30,15	4,3449	78,2349	53,96	149 Weisinger, MarkS
34	134	31,99	4,1888	75,4236	52,02	198 Zeller, Stefan
35	117	28,11	4,1622	74,9448	51,69	36 Glas, Anton
36	131	32,51	4,0295	72,5556	50,04	78 Lennert, Dieter
37	136	34,82	3,9058	70,3277	48,50	207 Grünleitner, Siegfried
38	124	31,97	3,8786	69,8386	48,16	96 Peter, Franz
39	123	33,65	3,6553	65,8168	45,39	56 Jessat, Alexander E
40	129	35,98	3,5853	64,5573	44,52	174 Kwiatkowski, Roland
41	143	42,02	3,4031	61,2769	42,26	202 Blendinger, Michael
42	138	40,86	3,3774	60,8131	41,94	62 Karl, Bernhard
43	115	35,17	3,2698	58,8765	40,60	172 Konings, Cor
44	116	35,97	3,2249	58,0676	40,05	150 Weiss, Ines
45	143	45,87	3,1175	56,1337	38,71	194 Wagner, Karin
46	117	38,63	3,0287	54,5353	37,61	67 Kraus, Petra

# STANDARD -- Overall Stage Results

Ironhands Level 3 2011

Printed März 20, 2011 at 18:13



## Stage 12 --

	PTS	TIME	HIT FACTOR	STAGE POINTS	STAGE PERCENT	COMPETITOR # Name
47	139	49,14	2,8287	50,9326	35,13	6 Artmann, Peter
48	115	44,92	2,5601	46,0972	31,79	203 Wenzel, Juergen
49	123	48,67	2,5272	45,5051	31,38	14 Bösl, Gerhard
50	127	51,21	2,4800	44,6545	30,80	93 Odörfer, Manuela
51	90	38,91	2,3130	41,6483	28,72	69 Kriechbaum, Martin
52	101	62,40	1,6186	29,1443	20,10	196 Moll, Babette
53	0	0,00	0,0000	0,0000	0,00	206 Rister, Markus

# PRODUCTION -- Overall Stage Results

Ironhands Level 3 2011

Printed März 20, 2011 at 18:13




## Stage 12 --

	PTS	TIME	HIT FACTOR	STAGE POINTS	STAGE PERCENT	COMPETITOR # Name
1	137	17,70	7,7401	145,0000	100,00	157 Zapletal, Miroslav
2	135	18,54	7,2816	136,4095	94,08	109 Schmidt, Tino
3	139	19,13	7,2661	136,1196	93,88	79 Lentz, Arne
4	129	18,62	6,9280	129,7869	89,51	145 von der Tann, Joachim
5	143	20,97	6,8193	127,7492	88,10	132 Stryc, Michael
6	137	20,85	6,5707	123,0935	84,89	170 Kendlbacher, Florian
7	137	20,94	6,5425	122,5645	84,53	57 Kahl, Michael
8	137	21,15	6,4775	121,3475	83,69	200 Blank, Andreas
9	143	22,47	6,3640	119,2212	82,22	102 Bosko, Rasovic
10	137	21,67	6,3221	118,4356	81,68	52 Hubli, Pascal
11	135	21,88	6,1700	115,5865	79,71	139 Trautvetter, Ingo
12	131	21,51	6,0902	114,0910	78,68	49 Hoiss, Michael
13	133	22,01	6,0427	113,2015	78,07	54 Husterer, Markus
14	131	21,99	5,9573	111,6007	76,97	199 Ziebart, Friedrich
15	143	24,41	5,8583	109,7461	75,69	190 Shchekin, Oleg
16	141	24,16	5,8361	109,3309	75,40	181 Müller, Jörg
17	139	24,12	5,7629	107,9588	74,45	101 Prohaska, Hans-Jürgen
18	145	25,23	5,7471	107,6642	74,25	160 Burkhalter, Christine
19	129	22,46	5,7435	107,5971	74,20	81 Lohmann, Michael
20	124	23,01	5,3890	100,9545	69,62	17 Chrastny, Martin
21	131	25,20	5,1984	97,3849	67,16	186 Schätzel, Hans
22	139	27,09	5,1310	96,1228	66,29	115 Schouwink, Peter
23	131	26,02	5,0346	94,3159	65,05	19 De Bot, Adrie
24	143	29,22	4,8939	91,6804	63,23	125 Stern, Arno
25	129	26,42	4,8827	91,4698	63,08	128 Stobbe, Markus
26	133	27,28	4,8754	91,3331	62,99	161 Ecke, Jakob
27	139	28,71	4,8415	90,6990	62,55	12 Biereigel, Thomas
28	135	28,77	4,6924	87,9052	60,62	135 Thiel, Frank
29	137	29,38	4,6630	87,3553	60,25	45 Heinemann, Sascha
30	139	29,96	4,6395	86,9148	59,94	117 Schreiner, Michael
31	145	31,56	4,5944	86,0700	59,36	47 Hilbig, Karl-Heinz
32	143	32,67	4,3771	81,9988	56,55	48 Hoevels, Julian
33	122	28,47	4,2852	80,2774	55,36	31 Freitag, Andreas
34	121	28,30	4,2756	80,0976	55,24	5 Aron, Michael
35	131	31,30	4,1853	78,4057	54,07	205 Treiber, Erik D
36	133	32,18	4,1330	77,4259	53,40	20 Dietz, Stefan
37	112	27,52	4,0698	76,2413	52,58	72 Kuhn, Holger
38	114	29,66	3,8436	72,0036	49,66	120 Seibold, Werner
39	113	31,69	3,5658	66,8001	46,07	182 Naubereit, Philipp
40	123	35,27	3,4874	65,3312	45,06	169 Kaser, Petra
41	106	30,78	3,4438	64,5146	44,49	142 van Diepen, Cees
42	113	33,15	3,4087	63,8580	44,04	180 Moyen, Jennifer
43	114	35,85	3,1799	59,5712	41,08	158 Barsa, Andreas
44	123	43,19	2,8479	53,3510	36,79	108 Schier, Hanno
45	118	42,11	2,8022	52,4949	36,20	189 Seibt, Thomas
46	127	49,74	2,5533	47,8320	32,99	35 Geist, Christian

# PRODUCTION -- Overall Stage Results

Ironhands Level 3 2011

Printed März 20, 2011 at 18:13



## Stage 12 --

	PTS	TIME	HIT FACTOR	STAGE POINTS	STAGE PERCENT	COMPETITOR # Name
47	94	44,32	2,1209	39,7328	27,40	88 Morasch, Marco
48	82	39,44	2,0791	38,9491	26,86	122 Siml, Dieter
49	80	41,60	1,9231	36,0261	24,85	33 Fuß, Uli
50	145	90,86	1,5959	29,8962	20,62	114 Schneier, Wolfram
51	0	0,00	0,0000	0,0000	0,00	29 Ende, Wolfgang

# MODIFIED -- Overall Stage Results

Ironhands Level 3 2011

Printed März 20, 2011 at 18:13




## Stage 12 --

	PTS	TIME	HIT FACTOR	STAGE POINTS	STAGE PERCENT	COMPETITOR # Name
1	129	16,21	7,9581	145,0000	100,00	165 Henes, Zdenek
2	139	17,57	7,9112	144,1466	99,41	179 Meier, Dominic
3	133	18,97	7,0111	127,7455	88,10	164 Helan, Vit
4	141	20,44	6,8982	125,6897	86,68	26 Ebert, Rene
5	139	20,40	6,8137	124,1498	85,62	191 Sustr, Milos
6	130	20,63	6,3015	114,8168	79,18	183 Novak, Lubor
7	141	24,82	5,6809	103,5091	71,39	70 Ksycki, Andre
8	138	31,35	4,4019	80,2053	55,31	97 Piesnack, Reinhardt
9	135	33,78	3,9964	72,8174	50,22	92 Nüsslein, Gerd
10	125	41,60	3,0048	54,7492	37,76	197 Maier, Markus
11	107	51,32	2,0850	37,9890	26,20	134 Sulkiewicz, Georg

# REVOLVER (STANDARD) -- Overall Stage Results

Ironhands Level 3 2011

Printed März 20, 2011 at 18:13



## Stage 12 --

	PTS	TIME	HIT FACTOR	STAGE POINTS	STAGE PERCENT	COMPETITOR # Name
1	139	25,64	5,4212	145,0000	100,00	91 Nemecek, Zdenek
2	140	28,20	4,9645	132,7853	91,58	171 Kolár, Milan
3	137	28,25	4,8496	129,7100	89,46	55 Itani, Marwan
4	142	34,19	4,1533	111,0863	76,61	173 Kroiss, Robert
5	141	36,66	3,8462	102,8722	70,95	107 Safranek, Lumir
6	139	37,66	3,6909	98,7201	68,08	30 Freimüller, Norbert
7	137	78,25	1,7508	46,8282	32,30	126 Stettensch, Rainer
8	0	0,00	0,0000	0,0000	0,00	98 Holzwarth_, Jörg_
9	0	0,00	0,0000	0,0000	0,00	121 Kahl_, Christian_
10	0	0,00	0,0000	0,0000	0,00	129 Stockbauer, Janos

# OPEN -- Overall Stage Results

Ironhands Level 3 2011

Printed März 20, 2011 at 18:13



## Stage 13 --

	PTS	TIME	HIT FACTOR	STAGE POINTS	STAGE PERCENT	COMPETITOR # Name
1	66	11,14	5,9246	70,0000	100,00	176 Loch, Marijan
2	69	11,80	5,8475	69,0886	98,70	112 Schneider, Patrik
3	67	11,48	5,8362	68,9560	98,51	136 Thurner, Helmut
4	69	11,91	5,7935	68,4505	97,79	42 Haas, Peter
5	66	11,74	5,6218	66,4225	94,89	27 Eichinger, Stephan
6	63	11,31	5,5703	65,8139	94,02	148 Weber, Günther
7	66	11,97	5,5138	65,1462	93,07	192 Sustrova, Katerina
8	68	12,35	5,5061	65,0551	92,94	3 Angerer, Klaus
9	64	11,96	5,3512	63,2249	90,32	153 Winkler, Oliver
10	62	11,68	5,3082	62,7174	89,60	39 Graf, Harry
11	68	13,04	5,2147	61,6128	88,02	24 Ebenhoeh, Julia
12	64	12,62	5,0713	59,9184	85,60	11 Betschart, Bruno
13	67	13,37	5,0112	59,2083	84,58	127 Steurer, Margit
14	65	13,08	4,9694	58,7144	83,88	65 Kneringer, Mario
15	66	13,44	4,9107	58,0208	82,89	74 Lechner, Heinrich
16	64	13,05	4,9042	57,9440	82,78	113 Schneider, Franz
17	64	13,14	4,8706	57,5472	82,21	25 Ebenhöh, Günter
18	69	14,19	4,8626	57,4521	82,07	40 Gross, Michael
19	67	13,83	4,8445	57,2390	81,77	162 Fischer, Wilfried
20	69	14,82	4,6559	55,0098	78,59	175 Lambregts, Johan
21	63	13,65	4,6154	54,5315	77,90	80 Lindenmayer, Christian
22	64	13,88	4,6110	54,4791	77,83	75 Leitner, Günther
23	51	11,07	4,6070	54,4329	77,76	152 Wilda, Christian
24	67	14,55	4,6048	54,4065	77,72	104 Remek, Claudia
25	66	14,38	4,5897	54,2281	77,47	111 Schmidt, Peter
26	63	13,73	4,5885	54,2137	77,45	66 Kobler, Wolfgang
27	65	14,24	4,5646	53,9315	77,05	105 Rengart, Norbert
28	53	11,77	4,5030	53,2033	76,00	116 Schraner, Remo
29	64	14,24	4,4944	53,1018	75,86	44 Heimerdinger, Steffen
30	65	14,67	4,4308	52,3507	74,79	68 kreuzer, Kurt
31	66	14,94	4,4177	52,1954	74,56	77 Lennert, Adam
32	60	13,60	4,4118	52,1257	74,47	23 Dufornee, Eddy
33	63	14,44	4,3629	51,5481	73,64	124 Stauber, Robert
34	64	15,01	4,2638	50,3777	71,97	138 Trauvelter, Stefan
35	67	15,79	4,2432	50,1340	71,62	137 Toth-Pogats, Sandra
36	60	14,50	4,1379	48,8903	69,84	140 Triebel, Kristian
37	65	15,87	4,0958	48,3922	69,13	185 Sasabone, John
38	62	15,41	4,0234	47,5366	67,91	187 Schmutzer, Paul
39	57	14,46	3,9419	46,5742	66,53	188 Schwanneke, Roland
40	60	15,50	3,8710	45,7361	65,34	76 Lemke, Klaus
41	65	17,03	3,8168	45,0960	64,42	110 Schmidt, Bernd
42	46	12,58	3,6566	43,2033	61,72	94 Pantzer, Bernd
43	63	17,26	3,6501	43,1260	61,61	38 Gottwald, Michael
44	60	17,26	3,4762	41,0724	58,67	21 Graßer, Werner D
45	62	17,85	3,4734	41,0386	58,63	156 Zanardi, Annamaria
46	58	16,92	3,4279	40,5011	57,86	151 Widmann, Richard

# OPEN -- Overall Stage Results

Ironhands Level 3 2011

Printed März 20, 2011 at 18:13



## Stage 13 --

	PTS	TIME	HIT FACTOR	STAGE POINTS	STAGE PERCENT	COMPETITOR # Name
47	62	19,16	3,2359	38,2327	54,62	7 Artmann, Jan
48	64	19,85	3,2242	38,0942	54,42	10 Beiter, Karl
49	67	21,11	3,1739	37,4995	53,57	131 Striedl, Erich D
50	67	21,91	3,0580	36,1303	51,61	34 Geerts, Hans
51	52	18,57	2,8002	33,0850	47,26	60 Kaipf, Robert
52	63	23,62	2,6672	31,5137	45,02	9 Barucha, Rudolf
53	34	13,26	2,5641	30,2953	43,28	28 Eidenschink, Bernhard
54	66	26,15	2,5239	29,8203	42,60	59 Kaiper, Willi
55	56	23,86	2,3470	27,7304	39,61	95 Papiernik, Wolfgang

# STANDARD -- Overall Stage Results

Ironhands Level 3 2011

Printed März 20, 2011 at 18:13




## Stage 13 --

	PTS	TIME	HIT FACTOR	STAGE POINTS	STAGE PERCENT	COMPETITOR # Name
1	66	11,21	5,8876	70,0000	100,00	86 Midgley, Gregory
2	67	11,72	5,7167	67,9684	97,10	50 Hoermanseder, Klaus
3	66	11,64	5,6701	67,4141	96,31	18 Damm, Oliver
4	67	12,65	5,2964	62,9715	89,96	99 Post, Gottfried
5	65	13,64	4,7654	56,6577	80,94	58 Kahler, Peter
6	65	13,64	4,7654	56,6577	80,94	123 Slim, Marcel
7	64	13,57	4,7163	56,0738	80,11	100 Praschinger, Edgar
8	65	14,24	4,5646	54,2704	77,53	193 Tutschke, Petra
9	66	15,25	4,3279	51,4557	73,51	141 VanDeBoogaard, Desmond
10	69	16,11	4,2831	50,9229	72,75	130 Strasser, Elisabeth
11	63	14,97	4,2084	50,0355	71,48	51 Hörzinger, Gerhard
12	64	15,52	4,1237	49,0284	70,04	1 Aigner, Michael
13	58	14,45	4,0138	47,7221	68,17	71 Kuenzler, Oliver
14	69	17,31	3,9861	47,3927	67,70	201 Nikitin, Oleg
15	58	14,61	3,9699	47,1995	67,43	32 Friedrich, Guenther
16	64	16,26	3,9360	46,7971	66,85	144 VanRooijen, Johan
17	66	16,91	3,9030	46,4045	66,29	2 Aigner, Edeltraut
18	64	16,69	3,8346	45,5914	65,13	167 Holzapfel, Christian
19	64	16,73	3,8255	45,4824	64,97	195 Wieder, Werner
20	62	16,31	3,8013	45,1957	64,57	73 Laiss, Dieter
21	64	17,10	3,7427	44,4983	63,57	63 Kieninger, Stephanie
22	60	16,16	3,7129	44,1438	63,06	96 Peter, Franz
23	49	13,20	3,7121	44,1349	63,05	43 Häußler, Uwe
24	64	17,37	3,6845	43,8066	62,58	41 Gruenaug, Gerd
25	54	14,71	3,6710	43,6456	62,35	133 Sturm, Thomas
26	60	16,36	3,6675	43,6041	62,29	106 Riedel, Ronald
27	66	18,27	3,6125	42,9502	61,36	174 Kwiatkowski, Roland
28	52	14,45	3,5986	42,7854	61,12	16 Braun, Marc
29	65	18,27	3,5577	42,2994	60,43	146 Wagner, Josef
30	66	19,11	3,4537	41,0623	58,66	168 Kaiser, Thomas
31	62	18,20	3,4066	40,5023	57,86	172 Konings, Cor
32	62	18,29	3,3898	40,3030	57,58	150 Weiss, Ines
33	53	16,18	3,2756	38,9455	55,64	89 Mühlbacher, Hubert
34	56	17,12	3,2710	38,8905	55,56	36 Glas, Anton
35	58	17,79	3,2603	38,7625	55,37	78 Lennert, Dieter
36	56	17,63	3,1764	37,7655	53,95	149 Weisinger, MarkS
37	62	19,56	3,1697	37,6862	53,84	202 Blendinger, Michael
38	52	16,63	3,1269	37,1767	53,11	22 Dudaric, Nenad
39	47	15,59	3,0148	35,8436	51,21	90 Mulders, Rein
40	64	21,98	2,9117	34,6188	49,46	14 Bösl, Gerhard
41	52	18,11	2,8713	34,1385	48,77	56 Jessat, Alexander E
42	48	17,02	2,8202	33,5306	47,90	166 Henghuber, Alexander
43	58	21,24	2,7307	32,4663	46,38	6 Artmann, Peter
44	58	21,43	2,7065	32,1785	45,97	203 Wenzel, Juergen
45	66	24,86	2,6549	31,5648	45,09	194 Wagner, Karin
46	50	19,04	2,6261	31,2221	44,60	69 Kriechbaum, Martin

# STANDARD -- Overall Stage Results

Ironhands Level 3 2011

Printed März 20, 2011 at 18:13



## Stage 13 --

	PTS	TIME	HIT FACTOR	STAGE POINTS	STAGE PERCENT	COMPETITOR # Name
47	65	26,04	2,4962	29,6778	42,40	62 Karl, Bernhard
48	40	17,34	2,3068	27,4265	39,18	207 Grünleitner, Siegfried
49	58	27,06	2,1434	25,4836	36,41	93 Odörfer, Manuela
50	48	22,70	2,1145	25,1406	35,92	196 Moll, Babette
51	34	17,95	1,8942	22,5203	32,17	198 Zeller, Stefan
52	20	19,02	1,0515	12,5020	17,86	67 Kraus, Petra
53	0	0,00	0,0000	0,0000	0,00	206 Rister, Markus

# PRODUCTION -- Overall Stage Results

Ironhands Level 3 2011

Printed März 20, 2011 at 18:13




## Stage 13 --

	PTS	TIME	HIT FACTOR	STAGE POINTS	STAGE PERCENT	COMPETITOR # Name
1	66	11,60	5,6897	70,0000	100,00	157 Zapletal, Miroslav
2	68	12,55	5,4183	66,6618	95,23	109 Schmidt, Tino
3	66	13,21	4,9962	61,4686	87,81	52 Hubli, Pascal
4	66	13,21	4,9962	61,4686	87,81	132 Stryc, Michael
5	62	12,66	4,8973	60,2518	86,07	145 von der Tann, Joachim
6	62	12,79	4,8475	59,6394	85,20	57 Kahl, Michael
7	62	13,36	4,6407	57,0949	81,56	139 Trautvetter, Ingo
8	62	13,40	4,6269	56,9245	81,32	200 Blank, Andreas
9	60	13,04	4,6012	56,6090	80,87	170 Kendlbacher, Florian
10	60	13,09	4,5837	56,3928	80,56	101 Prohaska, Hans-Jürgen
11	58	13,03	4,4513	54,7641	78,23	19 De Bot, Adrie
12	66	14,84	4,4474	54,7170	78,17	128 Stobbe, Markus
13	60	13,85	4,3321	53,2983	76,14	199 Ziebart, Friedrich
14	58	13,45	4,3123	53,0540	75,79	54 Husterer, Markus
15	62	14,46	4,2877	52,7516	75,36	181 Müller, Jörg
16	62	14,80	4,1892	51,5397	73,63	102 Bosko, Rasovic
17	64	15,36	4,1667	51,2626	73,23	160 Burkhalter, Christine
18	60	14,45	4,1522	51,0852	72,98	49 Hoiss, Michael
19	58	14,27	4,0645	50,0053	71,44	12 Biereigel, Thomas
20	70	17,26	4,0556	49,8964	71,28	182 Naubereit, Philipp
21	62	15,34	4,0417	49,7254	71,04	186 Schätzkel, Hans
22	64	16,13	3,9678	48,8155	69,74	115 Schouwink, Peter
23	64	16,15	3,9628	48,7550	69,65	5 Aron, Michael
24	66	16,94	3,8961	47,9339	68,48	20 Dietz, Stefan
25	64	16,44	3,8929	47,8950	68,42	31 Freitag, Andreas
26	66	17,01	3,8801	47,7366	68,20	45 Heinemann, Sascha
27	66	17,26	3,8239	47,0452	67,21	190 Shchekin, Oleg
28	64	17,00	3,7647	46,3173	66,17	125 Stern, Arno
29	60	16,54	3,6276	44,6301	63,76	117 Schreiner, Michael
30	53	14,62	3,6252	44,6006	63,72	17 Chrastny, Martin
31	60	17,17	3,4945	42,9925	61,42	161 Ecke, Jakob
32	41	11,96	3,4281	42,1759	60,25	79 Lentz, Arne
33	66	19,67	3,3554	41,2811	58,97	47 Hilbig, Karl-Heinz
34	58	17,35	3,3429	41,1283	58,75	120 Seibold, Werner
35	60	19,49	3,0785	37,8749	54,11	48 Hoevels, Julian
36	56	18,35	3,0518	37,5460	53,64	108 Schier, Hanno
37	43	14,38	2,9903	36,7893	52,56	81 Lohmann, Michael
38	56	19,69	2,8441	34,9908	49,99	142 van Diepen, Cees
39	54	19,62	2,7523	33,8615	48,37	180 Moyen, Jennifer
40	52	20,03	2,5961	31,9400	45,63	205 Treiber, Erik D
41	34	13,58	2,5037	30,8029	44,00	135 Thiel, Frank
42	54	22,57	2,3926	29,4357	42,05	33 Fuß, Uli
43	49	20,78	2,3580	29,0110	41,44	189 Seibt, Thomas
44	46	19,73	2,3315	28,6842	40,98	88 Morasch, Marco
45	43	19,27	2,2314	27,4536	39,22	72 Kuhn, Holger
46	68	32,42	2,0975	25,8052	36,86	114 Schneier, Wolfram

# PRODUCTION -- Overall Stage Results

Ironhands Level 3 2011

Printed März 20, 2011 at 18:13



## Stage 13 --

	PTS	TIME	HIT FACTOR	STAGE POINTS	STAGE PERCENT	COMPETITOR # Name
47	45	22,89	1,9659	24,1868	34,55	35 Geist, Christian
48	39	21,07	1,8510	22,7726	32,53	169 Kaser, Petra
49	32	19,45	1,6452	20,2415	28,92	122 Siml, Dieter
50	0	38,60	0,0000	0,0000	0,00	158 Barsa, Andreas
51	0	0,00	0,0000	0,0000	0,00	29 Ende, Wolfgang

# MODIFIED -- Overall Stage Results

Ironhands Level 3 2011

Printed März 20, 2011 at 18:13



## Stage 13 --

	PTS	TIME	HIT FACTOR	STAGE POINTS	STAGE PERCENT	COMPETITOR # Name
1	65	10,65	6,1033	70,0000	100,00	165 Henes, Zdenek
2	63	11,41	5,5215	63,3270	90,47	179 Meier, Dominic
3	69	12,99	5,3118	60,9220	87,03	191 Sustr, Milos
4	70	13,29	5,2671	60,4098	86,30	70 Ksycki, Andre
5	59	11,98	4,9249	56,4845	80,69	164 Helan, Vit
6	64	13,04	4,9080	56,2907	80,42	183 Novak, Lubor
7	55	15,12	3,6376	41,7201	59,60	26 Ebert, Rene
8	63	18,63	3,3816	38,7848	55,41	97 Piesnack, Reinhardt
9	66	19,89	3,3183	38,0578	54,37	92 Nüsslein, Gerd
10	66	21,98	3,0027	34,4390	49,20	197 Maier, Markus
11	66	25,92	2,5463	29,2041	41,72	134 Sulkiewicz, Georg

# REVOLVER (STANDARD) -- Overall Stage Results

Ironhands Level 3 2011

Printed März 20, 2011 at 18:13



## Stage 13 --

	PTS	TIME	HIT FACTOR	STAGE POINTS	STAGE PERCENT	COMPETITOR # Name
1	69	14,90	4,6309	70,0000	100,00	171 Kolár, Milan
2	67	14,49	4,6239	69,8943	99,85	91 Nemecek, Zdenek
3	66	15,86	4,1614	62,9037	89,86	107 Safranek, Lumir
4	65	16,48	3,9442	59,6199	85,17	173 Kroiss, Robert
5	69	17,84	3,8677	58,4641	83,52	55 Itani, Marwan
6	53	15,40	3,4416	52,0224	74,32	126 Stettinisch, Rainer
7	57	19,13	2,9796	45,0397	64,34	30 Freimüller, Norbert
8	0	0,00	0,0000	0,0000	0,00	129 Stockbauer, Janos
9	0	0,00	0,0000	0,0000	0,00	121 Kahl_, Christian_
10	0	0,00	0,0000	0,0000	0,00	98 Holzwarth_, Jörg_

# OPEN -- Overall Stage Results

Ironhands Level 3 2011

Printed März 20, 2011 at 18:13



## Stage 14 --

	PTS	TIME	HIT FACTOR	STAGE POINTS	STAGE PERCENT	COMPETITOR # Name
1	42	3,96	10,6061	45,0000	100,00	80 Lindenmayer, Christian
2	42	4,18	10,0478	42,6316	94,74	28 Eidenschink, Bernhard
3	42	4,87	8,6242	36,5914	81,31	112 Schneider, Patrik
4	43	5,04	8,5317	36,1990	80,44	116 Schraner, Remo
5	43	5,05	8,5149	36,1273	80,28	176 Loch, Marijan
6	44	5,52	7,9710	33,8199	75,16	24 Ebenhoeh, Julia
7	43	5,40	7,9630	33,7857	75,08	148 Weber, Günther
8	44	5,60	7,8571	33,3367	74,08	162 Fischer, Wilfried
9	43	5,48	7,8467	33,2925	73,98	42 Haas, Peter
10	41	5,31	7,7213	32,7603	72,80	39 Graf, Harry
11	41	5,42	7,5646	32,0954	71,32	136 Thurner, Helmut
12	40	5,36	7,4627	31,6631	70,36	153 Winkler, Oliver
13	44	5,91	7,4450	31,5881	70,20	104 Remek, Claudia
14	44	6,05	7,2727	30,8571	68,57	3 Angerer, Klaus
15	44	6,07	7,2488	30,7555	68,35	188 Schwanneke, Roland
16	40	5,59	7,1556	30,3603	67,47	40 Gross, Michael
17	42	6,15	6,8293	28,9756	64,39	27 Eichinger, Stephan
18	39	5,72	6,8182	28,9286	64,29	110 Schmidt, Bernd
19	44	6,46	6,8111	28,8987	64,22	11 Betschart, Bruno
20	30	4,50	6,6667	28,2857	62,86	152 Wilda, Christian
21	43	6,46	6,6563	28,2419	62,76	65 Kneringer, Mario
22	45	6,81	6,6079	28,0365	62,30	38 Gottwald, Michael
23	43	6,51	6,6052	28,0250	62,28	127 Steurer, Margit
24	42	6,51	6,4516	27,3733	60,83	105 Rengart, Norbert
25	35	5,61	6,2389	26,4706	58,82	66 Kobler, Wolfgang
26	38	6,14	6,1889	26,2587	58,35	74 Lechner, Heinrich
27	41	6,87	5,9680	25,3213	56,27	9 Barucha, Rudolf
28	41	6,91	5,9334	25,1747	55,94	77 Lennert, Adam
29	43	7,37	5,8345	24,7548	55,01	185 Sasabone, John
30	41	7,16	5,7263	24,2957	53,99	21 Graßer, Werner D
31	35	6,22	5,6270	23,8746	53,05	76 Lemke, Klaus
32	40	7,11	5,6259	23,8698	53,04	75 Leitner, Günther
33	41	7,57	5,4161	22,9798	51,07	175 Lambregts, Johan
34	38	7,08	5,3672	22,7724	50,61	68 kreuzer, Kurt
35	42	7,83	5,3640	22,7586	50,57	156 Zanardi, Annamaria
36	40	7,70	5,1948	22,0408	48,98	124 Stauber, Robert
37	34	6,76	5,0296	21,3398	47,42	192 Sustrova, Katerina
38	27	5,47	4,9360	20,9428	46,54	44 Heimerdinger, Steffen
39	35	7,12	4,9157	20,8567	46,35	187 Schmutzer, Paul
40	40	8,36	4,7847	20,3008	45,11	138 Trauvelter, Stefan
41	43	9,20	4,6739	19,8307	44,07	60 Kaipf, Robert
42	37	7,98	4,6366	19,6724	43,72	111 Schmidt, Peter
43	41	9,35	4,3850	18,6050	41,34	23 Dufornee, Eddy
44	43	10,49	4,0991	17,3921	38,65	131 Striedl, Erich D
45	27	7,14	3,7815	16,0444	35,65	140 Triebel, Kristian
46	35	10,54	3,3207	14,0892	31,31	7 Artmann, Jan

# OPEN -- Overall Stage Results

Ironhands Level 3 2011

Printed März 20, 2011 at 18:13



## Stage 14 --

	PTS	TIME	HIT FACTOR	STAGE POINTS	STAGE PERCENT	COMPETITOR # Name
47	43	13,26	3,2428	13,7589	30,58	34 Geerts, Hans
48	36	11,19	3,2172	13,6499	30,33	25 Ebenhöf, Günter
49	37	11,73	3,1543	13,3833	29,74	59 Kaiper, Willi
50	35	12,19	2,8712	12,1821	27,07	113 Schneider, Franz
51	41	21,30	1,9249	8,1670	18,15	137 Toth-Pogats, Sandra
52	21	10,99	1,9108	8,1074	18,02	151 Widmann, Richard
53	12	6,92	1,7341	7,3576	16,35	10 Beiter, Karl
54	12	17,32	0,6928	2,9396	6,53	95 Papiernik, Wolfgang
55	0	7,07	0,0000	0,0000	0,00	94 Pantzer, Bernd

# STANDARD -- Overall Stage Results

Ironhands Level 3 2011

Printed März 20, 2011 at 18:13




## Stage 14 --

	PTS	TIME	HIT FACTOR	STAGE POINTS	STAGE PERCENT	COMPETITOR # Name
1	40	5,07	7,8895	45,0000	100,00	18 Damm, Oliver
2	43	5,49	7,8324	44,6742	99,28	71 Kuenzler, Oliver
3	39	5,49	7,1038	40,5184	90,04	86 Midgley, Gregory
4	43	6,11	7,0376	40,1410	89,20	133 Sturm, Thomas
5	41	6,26	6,5495	37,3568	83,02	123 Slim, Marcel
6	43	7,33	5,8663	33,4599	74,36	167 Holzapfel, Christian
7	38	6,63	5,7315	32,6912	72,65	50 Hoermanseder, Klaus
8	43	7,51	5,7257	32,6580	72,57	99 Post, Gottfried
9	36	6,78	5,3097	30,2854	67,30	1 Aigner, Michael
10	43	8,11	5,3021	30,2418	67,20	130 Strasser, Elisabeth
11	40	7,68	5,2083	29,7070	66,02	144 VanRooijen, Johan
12	43	8,43	5,1008	29,0939	64,65	193 Tutschke, Petra
13	37	7,35	5,0340	28,7128	63,81	43 Häubler, Uwe
14	39	8,11	4,8089	27,4286	60,95	195 Wieder, Werner
15	33	7,48	4,4118	25,1636	55,92	166 Henghuber, Alexander
16	42	9,73	4,3165	24,6205	54,71	146 Wagner, Josef
17	43	10,10	4,2574	24,2833	53,96	207 Grünleitner, Siegfried
18	40	9,43	4,2418	24,1941	53,76	172 Konings, Cor
19	40	9,43	4,2418	24,1941	53,76	100 Praschinger, Edgar
20	29	6,86	4,2274	24,1121	53,58	58 Kahler, Peter
21	43	10,21	4,2116	24,0217	53,38	89 Mühlbacher, Hubert
22	41	9,87	4,1540	23,6934	52,65	149 Weisinger, MarkS
23	40	9,64	4,1494	23,6670	52,59	141 VanDeBoogaard, Desmond
24	41	10,08	4,0675	23,1998	51,56	90 Mulders, Rein
25	35	8,64	4,0509	23,1055	51,35	198 Zeller, Stefan
26	43	10,66	4,0338	23,0076	51,13	106 Riedel, Ronald
27	38	9,81	3,8736	22,0940	49,10	51 Hörzinger, Gerhard
28	37	9,73	3,8027	21,6895	48,20	168 Kaiser, Thomas
29	39	10,27	3,7975	21,6598	48,13	36 Glas, Anton
30	41	11,12	3,6871	21,0300	46,73	96 Peter, Franz
31	45	12,29	3,6615	20,8844	46,41	22 Dudaric, Nenad
32	42	11,50	3,6522	20,8311	46,29	2 Aigner, Edeltraut
33	35	9,72	3,6008	20,5382	45,64	41 Gruenaug, Gerd
34	39	10,92	3,5714	20,3705	45,27	78 Lennert, Dieter
35	41	11,52	3,5590	20,2998	45,11	6 Artmann, Peter
36	41	11,71	3,5013	19,9704	44,38	56 Jessat, Alexander E
37	37	10,57	3,5005	19,9658	44,37	203 Wenzel, Juergen
38	26	7,59	3,4256	19,5385	43,42	73 Laiss, Dieter
39	35	10,39	3,3686	19,2138	42,70	67 Kraus, Petra
40	44	13,23	3,3258	18,9694	42,15	201 Nikitin, Oleg
41	26	8,21	3,1669	18,0630	40,14	63 Kieninger, Stephanie
42	36	12,10	2,9752	16,9698	37,71	69 Kriechbaum, Martin
43	42	14,16	2,9661	16,9179	37,60	194 Wagner, Karin
44	42	14,99	2,8019	15,9812	35,51	62 Karl, Bernhard
45	31	11,38	2,7241	15,5375	34,53	202 Blendinger, Michael
46	20	7,82	2,5575	14,5876	32,42	174 Kwiatkowski, Roland

# STANDARD -- Overall Stage Results

Ironhands Level 3 2011

Printed März 20, 2011 at 18:13



## Stage 14 --

	PTS	TIME	HIT FACTOR	STAGE POINTS	STAGE PERCENT	COMPETITOR # Name
47	39	15,26	2,5557	14,5771	32,39	93 Odörfer, Manuela
48	30	12,78	2,3474	13,3891	29,75	32 Friedrich, Guenther
49	37	16,28	2,2727	12,9631	28,81	14 Bösl, Gerhard
50	20	11,51	1,7376	9,9109	22,02	150 Weiss, Ines
51	24	15,20	1,5789	9,0059	20,01	196 Moll, Babette
52	9	13,30	0,6767	3,8597	8,58	16 Braun, Marc
53	0	0,00	0,0000	0,0000	0,00	206 Rister, Markus

# PRODUCTION -- Overall Stage Results

Ironhands Level 3 2011

Printed März 20, 2011 at 18:13



## Stage 14 --

	PTS	TIME	HIT FACTOR	STAGE POINTS	STAGE PERCENT	COMPETITOR # Name
1	39	5,23	7,4570	45,0000	100,00	79 Lentz, Arne
2	39	5,44	7,1691	43,2629	96,14	157 Zapletal, Miroslav
3	43	6,11	7,0376	42,4695	94,38	132 Stryc, Michael
4	39	6,18	6,3107	38,0825	84,63	109 Schmidt, Tino
5	39	6,52	5,9816	36,0966	80,21	101 Prohaska, Hans-Jürgen
6	45	7,53	5,9761	36,0634	80,14	102 Bosko, Rasovic
7	41	7,08	5,7910	34,9462	77,66	199 Ziebart, Friedrich
8	39	6,95	5,6115	33,8633	75,25	52 Hubli, Pascal
9	41	7,33	5,5935	33,7543	75,01	135 Thiel, Frank
10	43	8,00	5,3750	32,4361	72,08	17 Chrastny, Martin
11	37	6,94	5,3314	32,1730	71,50	54 Husterer, Markus
12	35	6,59	5,3111	32,0503	71,22	145 von der Tann, Joachim
13	35	6,67	5,2474	31,6659	70,37	81 Lohmann, Michael
14	43	8,24	5,2184	31,4913	69,98	186 Schätzel, Hans
15	41	7,87	5,2097	31,4383	69,86	45 Heinemann, Sascha
16	39	7,50	5,2000	31,3800	69,73	161 Ecke, Jakob
17	39	7,55	5,1656	31,1722	69,27	200 Blank, Andreas
18	39	7,71	5,0584	30,5253	67,83	139 Trautvetter, Ingo
19	41	8,82	4,6485	28,0521	62,34	48 Hoevens, Julian
20	39	8,56	4,5561	27,4942	61,10	19 De Bot, Adrie
21	37	8,18	4,5232	27,2959	60,66	117 Schreiner, Michael
22	45	10,07	4,4687	26,9670	59,93	160 Burkhalter, Christine
23	39	9,11	4,2810	25,8342	57,41	5 Aron, Michael
24	37	8,82	4,1950	25,3153	56,26	142 van Diepen, Cees
25	37	8,98	4,1203	24,8642	55,25	31 Freitag, Andreas
26	35	8,55	4,0936	24,7031	54,90	115 Schouwink, Peter
27	39	9,57	4,0752	24,5925	54,65	120 Seibold, Werner
28	39	9,74	4,0041	24,1632	53,70	205 Treiber, Erik D
29	29	7,25	4,0000	24,1385	53,64	181 Müller, Jörg
30	27	6,83	3,9531	23,8557	53,01	12 Biereigel, Thomas
31	35	9,07	3,8589	23,2868	51,75	125 Stern, Arno
32	41	11,74	3,4923	21,0749	46,83	47 Hilbig, Karl-Heinz
33	39	11,18	3,4884	21,0510	46,78	182 Naubereit, Philipp
34	29	8,58	3,3800	20,3967	45,33	128 Stobbe, Markus
35	41	12,25	3,3469	20,1975	44,88	88 Morasch, Marco
36	39	12,14	3,2125	19,3863	43,08	169 Kaser, Petra
37	39	12,48	3,1250	18,8582	41,91	180 Moyen, Jennifer
38	26	9,17	2,8353	17,1101	38,02	20 Dietz, Stefan
39	45	17,90	2,5140	15,1708	33,71	114 Schneier, Wolfram
40	22	8,83	2,4915	15,0353	33,41	57 Kahl, Michael
41	35	14,99	2,3349	14,0902	31,31	72 Kuhn, Holger
42	27	12,32	2,1916	13,2252	29,39	158 Barsa, Andreas
43	18	8,53	2,1102	12,7342	28,30	170 Kendlbacher, Florian
44	25	14,02	1,7832	10,7607	23,91	35 Geist, Christian
45	13	7,45	1,7450	10,5302	23,40	49 Hoiss, Michael
46	14	10,25	1,3659	8,2424	18,32	122 Siml, Dieter

# PRODUCTION -- Overall Stage Results

Ironhands Level 3 2011

Printed März 20, 2011 at 18:13



## Stage 14 --

	PTS	TIME	HIT FACTOR	STAGE POINTS	STAGE PERCENT	COMPETITOR # Name
47	14	10,32	1,3566	8,1865	18,19	33 Fuß, Uli
48	11	9,72	1,1317	6,8293	15,18	190 Shchekin, Oleg
49	7	10,24	0,6836	4,1252	9,17	189 Seibt, Thomas
50	0	11,66	0,0000	0,0000	0,00	108 Schier, Hanno
51	0	0,00	0,0000	0,0000	0,00	29 Ende, Wolfgang

# MODIFIED -- Overall Stage Results

Ironhands Level 3 2011

Printed März 20, 2011 at 18:13




## Stage 14 --

	PTS	TIME	HIT FACTOR	STAGE POINTS	STAGE PERCENT	COMPETITOR # Name
1	43	4,59	9,3682	45,0000	100,00	179 Meier, Dominic
2	37	4,40	8,4091	40,3930	89,76	164 Helan, Vit
3	41	4,94	8,2996	39,8670	88,59	165 Henes, Zdenek
4	42	6,42	6,5421	31,4247	69,83	191 Sustr, Milos
5	43	7,17	5,9972	28,8075	64,02	183 Novak, Lubor
6	43	7,38	5,8266	27,9878	62,20	26 Ebert, Rene
7	43	7,52	5,7181	27,4668	61,04	70 Ksycki, Andre
8	43	8,23	5,2248	25,0972	55,77	97 Piesnack, Reinhardt
9	41	9,30	4,4086	21,1767	47,06	92 Nüsslein, Gerd
10	39	11,43	3,4121	16,3899	36,42	134 Sulkiewicz, Georg
11	44	13,48	3,2641	15,6790	34,84	197 Maier, Markus

# REVOLVER (STANDARD) -- Overall Stage Results

Ironhands Level 3 2011

Printed März 20, 2011 at 18:13



## Stage 14 --

	PTS	TIME	HIT FACTOR	STAGE POINTS	STAGE PERCENT	COMPETITOR # Name
1	43	7,77	5,5341	45,0000	100,00	91 Nemecek, Zdenek
2	38	7,99	4,7559	38,6725	85,94	126 Stettinisch, Rainer
3	39	8,81	4,4268	35,9960	79,99	173 Kroiss, Robert
4	36	9,12	3,9474	32,0976	71,33	171 Kolár, Milan
5	39	10,57	3,6897	30,0023	66,67	55 Itani, Marwan
6	40	11,67	3,4276	27,8711	61,94	107 Safranek, Lumir
7	22	17,03	1,2918	10,5044	23,34	30 Freimüller, Norbert
8	0	0,00	0,0000	0,0000	0,00	98 Holzwarth_, Jörg_
9	0	0,00	0,0000	0,0000	0,00	129 Stockbauer, Janos
10	0	0,00	0,0000	0,0000	0,00	121 Kahl_, Christian_

# OPEN -- Overall Stage Results

Ironhands Level 3 2011

Printed März 20, 2011 at 18:13



## Stage 15 --

	PTS	TIME	HIT FACTOR	STAGE POINTS	STAGE PERCENT	COMPETITOR # Name
1	148	14,28	10,3641	155,0000	100,00	24 Ebenhoeh, Julia
2	145	15,33	9,4586	141,4569	91,26	28 Eidenschink, Bernhard
3	147	16,45	8,9362	133,6441	86,22	112 Schneider, Patrik
4	145	16,43	8,8253	131,9862	85,15	152 Wilda, Christian
5	148	16,77	8,8253	131,9857	85,15	153 Winkler, Oliver
6	152	17,75	8,5634	128,0688	82,63	148 Weber, Günther
7	148	17,69	8,3663	125,1215	80,72	176 Loch, Marijan
8	151	18,13	8,3287	124,5596	80,36	113 Schneider, Franz
9	139	16,91	8,2200	122,9333	79,31	192 Sustrova, Katerina
10	146	17,99	8,1156	121,3724	78,30	136 Thurner, Helmut
11	147	18,31	8,0284	120,0680	77,46	116 Schraner, Remo
12	147	18,48	7,9545	118,9635	76,75	127 Steurer, Margit
13	146	18,55	7,8706	117,7083	75,94	42 Haas, Peter
14	137	17,48	7,8375	117,2134	75,62	44 Heimerdinger, Steffen
15	140	18,16	7,7093	115,2950	74,38	39 Graf, Harry
16	149	19,60	7,6020	113,6916	73,35	11 Betschart, Bruno
17	128	17,19	7,4462	111,3608	71,85	80 Lindenmayer, Christian
18	144	19,39	7,4265	111,0665	71,66	23 Dufoonee, Eddy
19	145	19,64	7,3829	110,4141	71,23	65 Kneringer, Mario
20	132	18,06	7,3090	109,3086	70,52	140 Triebel, Kristian
21	148	20,35	7,2727	108,7666	70,17	104 Remek, Claudia
22	151	20,79	7,2631	108,6227	70,08	3 Angerer, Klaus
23	154	21,80	7,0642	105,6483	68,16	105 Rengart, Norbert
24	141	21,28	6,6259	99,0936	63,93	162 Fischer, Wilfried
25	144	21,92	6,5693	98,2472	63,39	66 Kobler, Wolfgang
26	133	20,88	6,3697	95,2619	61,46	74 Lechner, Heinrich
27	148	23,43	6,3167	94,4686	60,95	40 Gross, Michael
28	142	22,50	6,3111	94,3852	60,89	156 Zanardi, Annamaria
29	126	20,20	6,2376	93,2862	60,18	27 Eichinger, Stephan
30	146	23,54	6,2022	92,7566	59,84	138 Trauvelter, Stefan
31	146	23,60	6,1864	92,5207	59,69	77 Lennert, Adam
32	135	22,09	6,1114	91,3979	58,97	94 Pantzer, Bernd
33	151	24,87	6,0716	90,8028	58,58	175 Lambregts, Johan
34	136	22,84	5,9545	89,0515	57,45	111 Schmidt, Peter
35	147	25,28	5,8149	86,9638	56,11	21 Graßer, Werner D
36	142	24,59	5,7747	86,3631	55,72	188 Schwanneke, Roland
37	149	26,16	5,6957	85,1818	54,96	9 Barucha, Rudolf
38	152	26,90	5,6506	84,5064	54,52	38 Gottwald, Michael
39	113	21,16	5,3403	79,8658	51,53	25 Ebenhöf, Günter
40	125	24,78	5,0444	75,4409	48,67	124 Stauber, Robert
41	144	28,73	5,0122	74,9592	48,36	187 Schmutzer, Paul
42	151	30,48	4,9541	74,0901	47,80	185 Sasabone, John
43	150	30,42	4,9310	73,7446	47,58	137 Toth-Pogats, Sandra
44	139	28,48	4,8806	72,9916	47,09	151 Widmann, Richard
45	135	28,12	4,8009	71,7987	46,32	7 Artmann, Jan
46	124	26,76	4,6338	69,3001	44,71	75 Leitner, Günther

# OPEN -- Overall Stage Results

Ironhands Level 3 2011

Printed März 20, 2011 at 18:13



## Stage 15 --

	PTS	TIME	HIT FACTOR	STAGE POINTS	STAGE PERCENT	COMPETITOR # Name
47	141	30,62	4,6048	68,8672	44,43	76 Lemke, Klaus
48	125	28,94	4,3193	64,5966	41,68	10 Beiter, Karl
49	126	30,15	4,1791	62,5002	40,32	60 Kaipf, Robert
50	143	34,27	4,1727	62,4051	40,26	110 Schmidt, Bernd
51	144	34,69	4,1511	62,0807	40,05	68 kreuzer, Kurt
52	136	38,94	3,4926	52,2325	33,70	34 Geerts, Hans
53	123	50,41	2,4400	36,4911	23,54	59 Kaiper, Willi
54	137	67,68	2,0242	30,2732	19,53	95 Papiernik, Wolfgang
55	114	77,41	1,4727	22,0245	14,21	131 Striedl, Erich D

## STANDARD -- Overall Stage Results

Ironhands Level 3 2011

Printed März 20, 2011 at 18:13



## Stage 15 --

	PTS	TIME	HIT FACTOR	STAGE POINTS	STAGE PERCENT	COMPETITOR # Name
1	144	15,88	9,0680	155,0000	100,00	18 Damm, Oliver
2	139	16,98	8,1861	139,9255	90,27	86 Midgley, Gregory
3	145	18,13	7,9978	136,7067	88,20	71 Kuenzler, Oliver
4	142	20,47	6,9370	118,5742	76,50	58 Kahler, Peter
5	150	22,90	6,5502	111,9632	72,23	133 Sturm, Thomas
6	147	22,64	6,4929	110,9841	71,60	99 Post, Gottfried
7	147	23,44	6,2713	107,1962	69,16	43 Häußler, Uwe
8	128	20,61	6,2106	106,1577	68,49	50 Hoermanseder, Klaus
9	136	22,39	6,0741	103,8256	66,98	32 Friedrich, Guenther
10	144	24,34	5,9162	101,1257	65,24	100 Praschinger, Edgar
11	146	24,92	5,8587	100,1439	64,61	193 Tutschke, Petra
12	146	25,53	5,7188	97,7511	63,07	123 Slim, Marcel
13	143	26,19	5,4601	93,3298	60,21	130 Strasser, Elisabeth
14	139	25,87	5,3730	91,8413	59,25	167 Holzapfel, Christian
15	144	27,28	5,2786	90,2273	58,21	146 Wagner, Josef
16	145	28,32	5,1201	87,5174	56,46	22 Dudaric, Nenad
17	132	25,86	5,1044	87,2499	56,29	1 Aigner, Michael
18	149	30,69	4,8550	82,9868	53,54	149 Weisinger, MarkS
19	140	30,20	4,6358	79,2393	51,12	141 VanDeBoogaard, Desmond
20	122	27,21	4,4836	76,6392	49,44	51 Hörzinger, Gerhard
21	137	30,83	4,4437	75,9568	49,00	195 Wieder, Werner
22	139	31,92	4,3546	74,4340	48,02	106 Riedel, Ronald
23	149	34,68	4,2964	73,4390	47,38	150 Weiss, Ines
24	137	32,06	4,2732	73,0427	47,12	168 Kaiser, Thomas
25	143	33,86	4,2233	72,1886	46,57	2 Aigner, Edeltraut
26	146	35,37	4,1278	70,5566	45,52	166 Henghuber, Alexander
27	143	35,10	4,0741	69,6384	44,93	78 Lennert, Dieter
28	152	38,09	3,9905	68,2107	44,01	201 Nikitin, Oleg
29	127	33,22	3,8230	65,3467	42,16	16 Braun, Marc
30	137	36,29	3,7751	64,5288	41,63	96 Peter, Franz
31	103	28,23	3,6486	62,3657	40,24	174 Kwiatkowski, Roland
32	122	34,67	3,5189	60,1486	38,81	36 Glas, Anton
33	148	42,63	3,4717	59,3425	38,29	207 Grünleitner, Siegfried
34	111	33,37	3,3263	56,8573	36,68	73 Laiss, Dieter
35	118	36,57	3,2267	55,1540	35,58	63 Kieninger, Stephanie
36	135	42,49	3,1772	54,3084	35,04	56 Jessat, Alexander E
37	149	47,86	3,1132	53,2149	34,33	202 Blendinger, Michael
38	143	46,66	3,0647	52,3855	33,80	62 Karl, Bernhard
39	119	39,60	3,0051	51,3655	33,14	144 VanRooijen, Johan
40	112	37,57	2,9811	50,9561	32,87	69 Kriechbaum, Martin
41	137	46,02	2,9770	50,8855	32,83	6 Artmann, Peter
42	143	49,54	2,8866	49,3401	31,83	172 Konings, Cor
43	110	39,20	2,8061	47,9652	30,95	198 Zeller, Stefan
44	134	48,84	2,7437	46,8974	30,26	194 Wagner, Karin
45	127	47,08	2,6975	46,1091	29,75	41 Gruenaug, Gerd
46	133	55,99	2,3754	40,6033	26,20	93 Odörfer, Manuela

# STANDARD -- Overall Stage Results

Ironhands Level 3 2011

Printed März 20, 2011 at 18:13



## Stage 15 --

	PTS	TIME	HIT FACTOR	STAGE POINTS	STAGE PERCENT	COMPETITOR # Name
47	91	41,68	2,1833	37,3193	24,08	67 Kraus, Petra
48	119	58,43	2,0366	34,8121	22,46	203 Wenzel, Juergen
49	129	64,86	1,9889	33,9964	21,93	196 Moll, Babette
50	119	61,35	1,9397	33,1552	21,39	14 Bösl, Gerhard
51	43	35,00	1,2286	21,0000	13,55	90 Mulders, Rein
52	0	4,72	0,0000	0,0000	0,00	89 Mühlbacher, Hubert
53	0	0,00	0,0000	0,0000	0,00	206 Rister, Markus

# PRODUCTION -- Overall Stage Results

Ironhands Level 3 2011

Printed März 20, 2011 at 18:13




## Stage 15 --

	PTS	TIME	HIT FACTOR	STAGE POINTS	STAGE PERCENT	COMPETITOR # Name
1	153	20,85	7,3381	155,0000	100,00	132 Stryc, Michael
2	143	21,62	6,6142	139,7097	90,14	200 Blank, Andreas
3	136	21,28	6,3910	134,9937	87,09	79 Lentz, Arne
4	140	22,00	6,3636	134,4162	86,72	109 Schmidt, Tino
5	139	21,98	6,3239	133,5775	86,18	145 von der Tann, Joachim
6	145	23,37	6,2045	131,0556	84,55	49 Hoiss, Michael
7	143	23,12	6,1851	130,6455	84,29	52 Hubli, Pascal
8	147	24,34	6,0394	127,5684	82,30	57 Kahl, Michael
9	149	25,24	5,9033	124,6933	80,45	181 Müller, Jörg
10	145	25,11	5,7746	121,9741	78,69	139 Trautvetter, Ingo
11	139	24,27	5,7272	120,9738	78,05	157 Zapletal, Miroslav
12	137	24,50	5,5918	118,1138	76,20	54 Husterer, Markus
13	151	27,24	5,5433	117,0890	75,54	135 Thiel, Frank
14	145	27,01	5,3684	113,3939	73,16	102 Bosko, Rasovic
15	130	25,49	5,1000	107,7258	69,50	128 Stobbe, Markus
16	141	28,24	4,9929	105,4632	68,04	17 Chrastny, Martin
17	145	29,65	4,8904	103,2975	66,64	12 Biereigel, Thomas
18	153	31,61	4,8402	102,2382	65,96	190 Shchekin, Oleg
19	139	29,03	4,7882	101,1379	65,25	101 Prohaska, Hans-Jürgen
20	135	28,73	4,6989	99,2532	64,03	5 Aron, Michael
21	131	28,12	4,6586	98,4016	63,48	170 Kendlbacher, Florian
22	147	31,62	4,6490	98,1978	63,35	205 Treiber, Erik D
23	143	30,82	4,6398	98,0053	63,23	182 Naubereit, Philipp
24	141	30,82	4,5750	96,6346	62,34	125 Stern, Arno
25	128	28,05	4,5633	96,3881	62,19	81 Lohmann, Michael
26	133	29,37	4,5284	95,6520	61,71	186 Schätzkel, Hans
27	149	33,76	4,4135	93,2245	60,14	160 Burkhalter, Christine
28	137	31,09	4,4066	93,0778	60,05	161 Ecke, Jakob
29	129	29,80	4,3289	91,4365	58,99	31 Freitag, Andreas
30	118	28,90	4,0830	86,2443	55,64	48 Hoevens, Julian
31	141	35,77	3,9419	83,2619	53,72	117 Schreiner, Michael
32	113	28,96	3,9019	82,4188	53,17	45 Heinemann, Sascha
33	141	36,18	3,8972	82,3184	53,11	20 Dietz, Stefan
34	131	35,14	3,7279	78,7437	50,80	120 Seibold, Werner
35	128	35,30	3,6261	76,5917	49,41	115 Schouwink, Peter
36	135	37,49	3,6010	76,0615	49,07	19 De Bot, Adrie
37	153	42,49	3,6008	76,0591	49,07	47 Hilbig, Karl-Heinz
38	108	31,51	3,4275	72,3972	46,71	199 Ziebart, Friedrich
39	131	40,25	3,2547	68,7467	44,35	72 Kuhn, Holger
40	131	41,61	3,1483	66,4997	42,90	180 Moyen, Jennifer
41	97	31,16	3,1130	65,7538	42,42	142 van Diepen, Cees
42	133	48,48	2,7434	57,9476	37,39	189 Seibt, Thomas
43	129	49,20	2,6220	55,3823	35,73	169 Kaser, Petra
44	119	48,59	2,4491	51,7305	33,37	158 Barsa, Andreas
45	120	55,70	2,1544	45,5064	29,36	108 Schier, Hanno
46	153	72,63	2,1066	44,4961	28,71	114 Schneier, Wolfram

# PRODUCTION -- Overall Stage Results

Ironhands Level 3 2011

Printed März 20, 2011 at 18:13



## Stage 15 --

	PTS	TIME	HIT FACTOR	STAGE POINTS	STAGE PERCENT	COMPETITOR # Name
47	131	77,61	1,6879	35,6533	23,00	35 Geist, Christian
48	97	73,16	1,3259	28,0056	18,07	88 Morasch, Marco
49	61	67,92	0,8981	18,9705	12,24	33 Fuß, Uli
50	45	55,07	0,8171	17,2601	11,14	122 Siml, Dieter
51	0	0,00	0,0000	0,0000	0,00	29 Ende, Wolfgang

# MODIFIED -- Overall Stage Results

Ironhands Level 3 2011

Printed März 20, 2011 at 18:13




## Stage 15 --

	PTS	TIME	HIT FACTOR	STAGE POINTS	STAGE PERCENT	COMPETITOR # Name
1	141	16,45	8,5714	155,0000	100,00	179 Meier, Dominic
2	139	18,12	7,6711	138,7187	89,50	164 Helan, Vit
3	117	15,38	7,6073	137,5650	88,75	165 Henes, Zdenek
4	152	20,11	7,5584	136,6816	88,18	26 Ebert, Rene
5	144	19,30	7,4611	134,9223	87,05	191 Sustr, Milos
6	144	20,51	7,0210	126,9625	81,91	183 Novak, Lubor
7	148	25,32	5,8452	105,7004	68,19	70 Ksycki, Andre
8	148	27,61	5,3604	96,9335	62,54	97 Piesnack, Reinhardt
9	114	35,98	3,1684	57,2957	36,96	92 Nüsslein, Gerd
10	151	53,64	2,8151	50,9057	32,84	134 Sulkiewicz, Georg
11	118	62,73	1,8811	34,0162	21,95	197 Maier, Markus

# REVOLVER (STANDARD) -- Overall Stage Results

Ironhands Level 3 2011

Printed März 20, 2011 at 18:13



## Stage 15 --

	PTS	TIME	HIT FACTOR	STAGE POINTS	STAGE PERCENT	COMPETITOR # Name
1	151	31,67	4,7679	155,0000	100,00	91 Nemecek, Zdenek
2	149	36,39	4,0945	133,1089	85,88	55 Itani, Marwan
3	141	39,77	3,5454	115,2567	74,36	171 Kolár, Milan
4	146	41,91	3,4837	113,2499	73,06	107 Safranek, Lumir
5	144	42,28	3,4059	110,7211	71,43	126 Stettinisch, Rainer
6	132	44,29	2,9804	96,8882	62,51	173 Kroiss, Robert
7	144	49,86	2,8881	93,8886	60,57	30 Freimüller, Norbert
8	0	0,00	0,0000	0,0000	0,00	121 Kahl_, Christian_
9	0	0,00	0,0000	0,0000	0,00	129 Stockbauer, Janos
10	0	0,00	0,0000	0,0000	0,00	98 Holzwarth_, Jörg_



Disqualified Shooters

No.   Name

---

103   Reimold, Jürgen